

The application was originally made under the Patent Cooperation Treaty with the United States of America Patent Office acting as the receiving office on (86) 6 Sep 1979, being given an application number PCT/US79/00691. The application was searched by the United States of America Patent Office acting as the International Search Authority (ISA), and published by the International Bureau on (87) 3 Apr 1980 under serial number WO 80/00562 in the English language. The text of the application is contained in the publication made by the International Bureau as above identified.

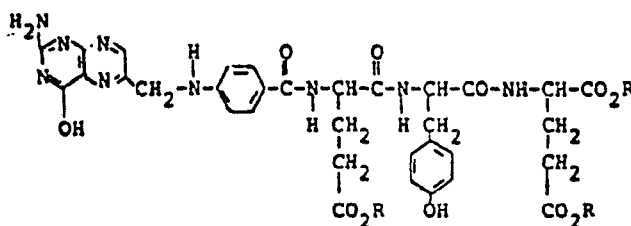
(12) **UK Patent Application** (19) **GB** (11) **2 072 192 A**

- (21) Application No **8002612**
 (22) Date of filing **6 Sep 1979**
 (30) Priority data
 (31) **942002**
 (32) **13 Sep 1978**
 (33) **United States of America (US)**
 (43) Date of issue
30 Sep 1981
 (51) **INT CL³**
 (As given by ISA)
C07C 103/52
 (52) Domestic classification
C3H 303 A4
 (56) Documents cited by ISA
US, A, 3989812
 (58) Field of search by ISA
US CL 260/112.5R
 (71) Applicants
Abbott Laboratories, 14th Street and Sheridan Road, North Chicago, Illinois 60064, United States of America
 (72) Inventor
Akhtar Ali
 (74) Agents
Lloyd Wise, Tregear & Co., Norman House, 105—109 Strand, London WC2R 0AE

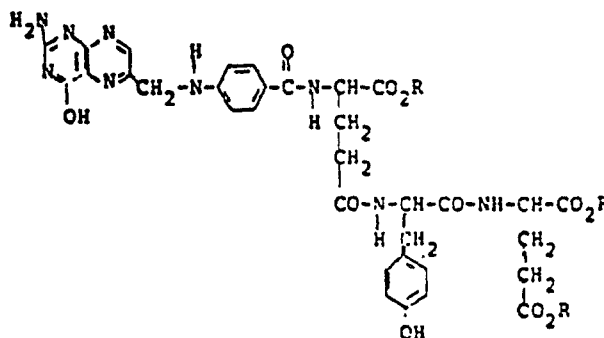
(54) **Folic acid derivatives for use in radioimmunoassay**

(57) The present invention encompasses compounds A and B, mixtures of A and B and acid addition

salts thereof wherein R is hydrogen or loweralkyl having 1—3 carbon atoms, and the phenol ring is labeled with 125I or 131I. The radiolabeled compounds are useful in radiochemical assaying for folic acid.



A



B

GB2 072 192A

CORRECTED
VERSION*

EP 18993.

PCT

WORLD INTELLECTUAL PROPERTY ORGANIZATION
International Bureau



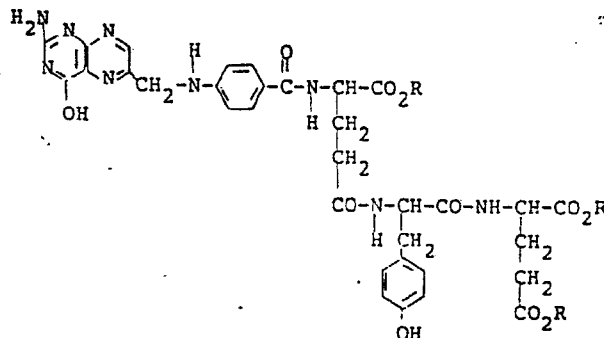
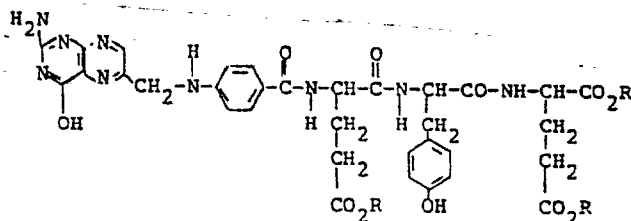
INTERNATIONAL APPLICATION PUBLISHED UNDER THE PATENT COOPERATION TREATY (PCT)

(51) International Patent Classification ³ : C07C 103/52	A1	(11) International Publication Number: WO 80/00562 (43) International Publication Date: 3 April 1980 (03.04.80)
(21) International Application Number: PCT/US79/00691 (22) International Filing Date: 6 September 1979 (06.09.79) (31) Priority Application Number: 942,002 (32) Priority Date: 13 September 1978 (13.09.78) (33) Priority Country: US (71) Applicant: ABBOTT LABORATORIES [US/US]; 14th Street and Sheridan Road, North Chicago, IL 60064 (US). (72) Inventor: ALI, Akhtar; 13 Montebello Drive, Vernon Hills, IL 60061 (US).	(74) Agent: MCDONNELL, John, J.; 14th Street and Sheridan Road, North Chicago, IL 60064 (US). (81) Designated States: DE, FR (European patent), GB, JP. Published <i>With international search report</i>	

(54) Title: FOLIC ACID DERIVATIVES FOR USE IN RADIOIMMUNOASSAY

(57) Abstract

The present invention encompasses compounds A and B, mixtures of A and B and acid addition salts thereof wherein R is hydrogen or loweralkyl having 1-3 carbon atoms, and the phenol ring is labeled with ¹²⁵I or ¹³¹I. The radiolabeled compounds are useful in radiochemical assaying for folic acid.



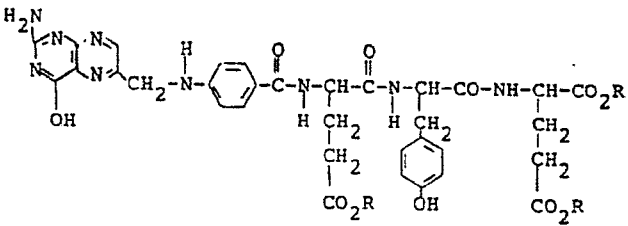
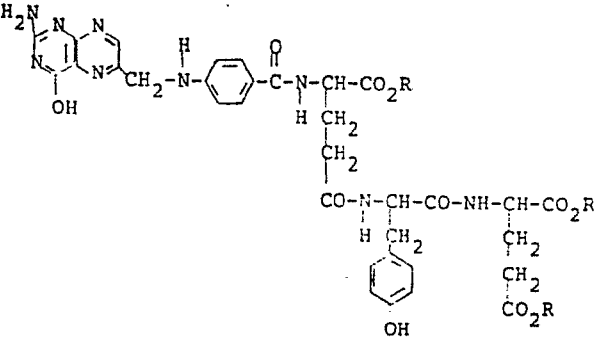
FOR THE PURPOSES OF INFORMATION ONLY

Codes used to identify States party to the PCT on the front pages of pamphlets publishing international applications under the PCT.

AT	Austria	LI	Liechtenstein
AU	Australia	LU	Luxembourg
BR	Brazil	MC	Monaco
CF	Central African Republic	MG	Madagascar
CG	Congo	MW	Malawi
CH	Switzerland	NL	Netherlands
CM	Cameroon	NO	Norway
DE	Germany, Federal Republic of	RO	Romania
DK	Denmark	SE	Sweden
FR	France	SN	Senegal
GA	Gabon	SU	Soviet Union
GB	United Kingdom	TD	Chad
HU	Hungary	TG	Togo
JP	Japan	US	United States of America
KP	Democratic People's Republic of Korea		



INTERNATIONAL APPLICATION PUBLISHED UNDER THE PATENT COOPERATION TREATY (PCT)

<p>(51) International Patent Classification ³ : C07C 103/52</p>	<p>A1</p>	<p>(11) International Publication Number: WO 80/00562 (43) International Publication Date: 3 April 1980 (03.04.80)</p>
<p>(21) International Application Number: PCT/US79/00691 (22) International Filing Date: 6 September 1979 (06.09.79) (31) Priority Application Number: 942,654 (32) Priority Date: 13 September 1978 (13.09.78) (33) Priority Country: US (71) Applicant: ABBOTT LABORATORIES [US/US]; 14th Street and Sheridan Road, North Chicago, IL 60064 (US). (72) Inventor: ALI, Akhtar; 13 Montebello Drive, Vernon Hills, IL 60061 (US).</p>		<p>(74) Agent: MCDONNELL, John, J.; 14th Street and Sheridan Road, North Chicago, IL 60064 (US). (81) Designated States: DE, FR (European patent), GB, JP. Published <i>With international search report</i></p>
<p>(54) Title: FOLIC ACID DERIVATIVES FOR USE IN RADIOIMMUNOASSAY</p>		
<p>(57) Abstract</p>		
<p>The present invention encompasses compounds A and B, mixtures of A and B and acid addition salts thereof wherein R is hydrogen or loweralkyl having 1-3 carbon atoms, and the phenol ring is labeled with ¹²⁵I or ¹³¹I. The radiolabeled compounds are useful in radiochemical assaying for folic acid.</p>		
<div style="text-align: center;">  <p style="text-align: right;">A</p> </div> <div style="text-align: center; margin-top: 20px;">  <p style="text-align: right;">B</p> </div>		

FOR THE PURPOSES OF INFORMATION ONLY

Codes used to identify States party to the PCT on the front pages of pamphlets publishing international applications under the PCT

AT	Austria	LU	Luxembourg
BR	Brazil	MC	Monaco
CF	Central African Republic	MG	Madagascar
CG	Congo	MW	Malaŵi
CH	Switzerland	NL	Netherlands
CM	Cameroon	RO	Romania
DE	Germany, Federal Republic of	SE	Sweden
DK	Denmark	SN	Senegal
FR	France	SU	Soviet Union
GA	Gabon	TD	Chad
GB	United Kingdom	TG	Togo
JP	Japan	US	United States of America

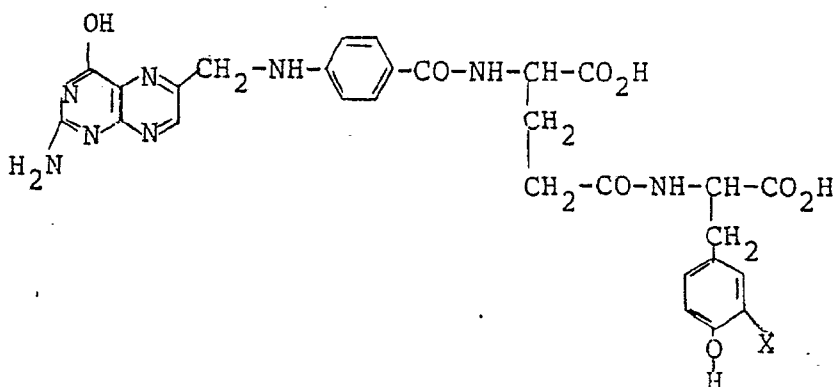
- 1 -

DescriptionFolic Acid Derivatives For Use In RadioimmunoassayTechnical Field

The present invention relates to folic acid derivatives useful in radioassaying folic acid and its metabolites in biological fluids such as blood serum. There are many methods known for the radioassay of folic acid and its derivatives in biological fluid. Competitive binding of labeled folic acid (compounds of the present invention) and test sample folic acid for the folate binding protein(s) present in milk (Clinical Chem. 19, 1101, 1973) is a suitable method for determining folic acid.

Background Art

U. S. Patent 3,989,812 describes compounds of the formula:



wherein X is ^{125}I or ^{131}I substituted in the phenol ring having utility for determining folic acid in serum.

Belgium Patent 840,196 describes tyramine derivatives of folic acid labeled ^{125}I or ^{131}I .

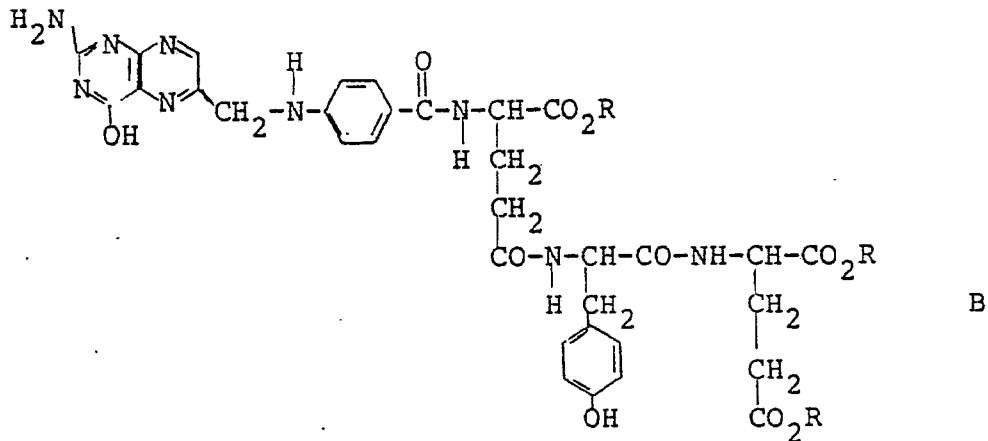
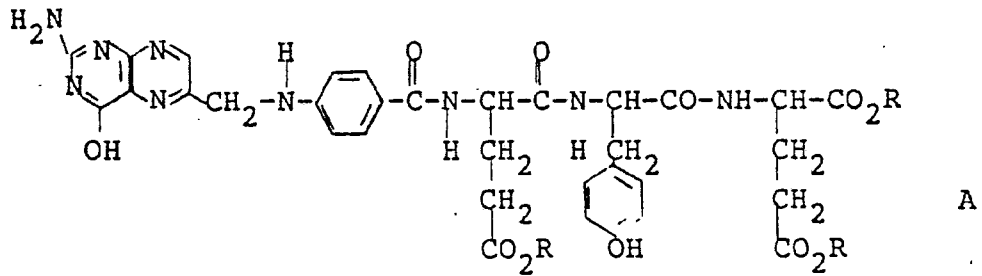
The compounds of the present invention differ in that the labeled tryosine moiety is not in the terminal position and that the terminal position is occupied by glutamic acid. Labeled compounds of the present invention more closely resemble folic acid in that both have glutamic acid in the terminal position.



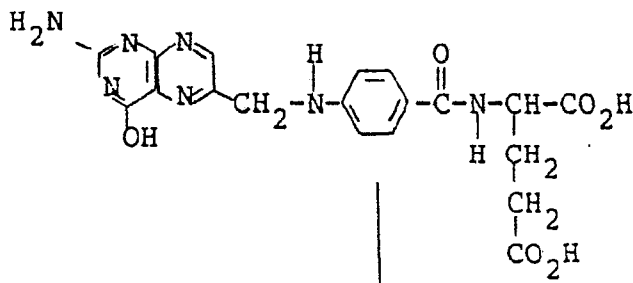
- 2 -

Disclosure of Invention

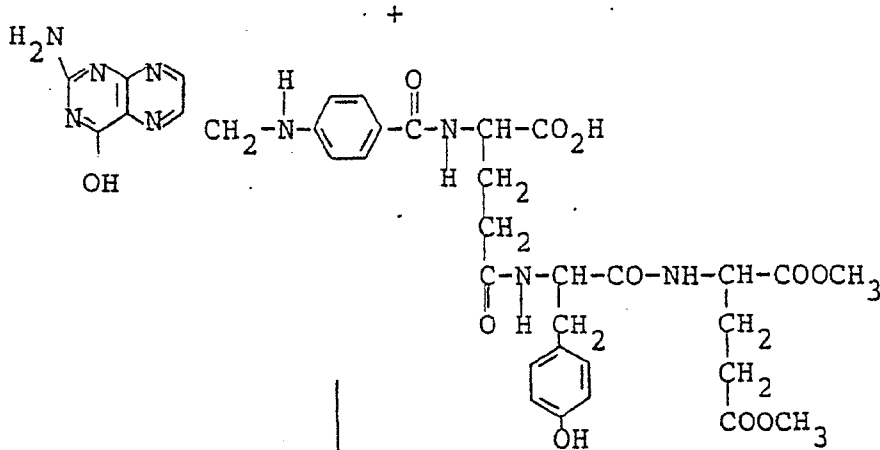
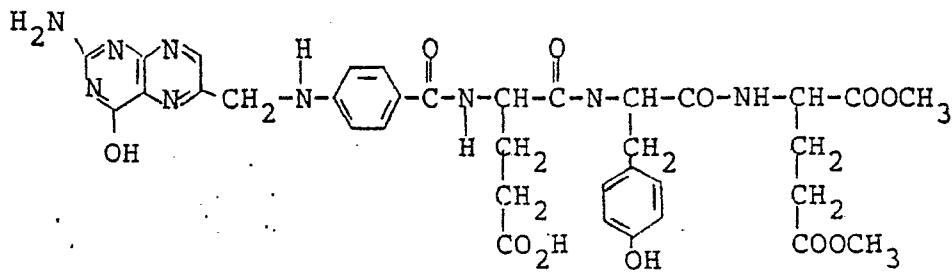
The present invention encompasses compounds of the formula A and B:



- 5 mixtures of A and B and acid addition salts thereof wherein R is hydrogen or loweralkyl having 1-3 carbon atoms and the phenol moiety is labeled with ¹²⁵I or ¹³¹I to provide radiolabeled folic acid derivatives useful for assaying for folic acid in biological fluids.
- 10 Compounds of the present invention are prepared according to the following scheme:



L-tyrosyl-L-glutamic acid
 α,γ -dimethyl ester
 +
 1-ethyl-3-(3-dimethylaminopropyl)
 carbodiimide hydrochloride



NaOH (hydrolysis)
 of ester group to
 acid

These compounds are separated by conventional chroma-
 tography techniques. The residual acid groups may be
 esterified by reaction with diazomethane or acid-catalyzed
 5 esterified with alcohols. Alternately, one of the
 carboxylic acid groups of the glutamic acid portion of
 the starting folic acid can be esterified providing a



- 4 -

single condensation product. Esters are converted to acids by conventional base catalyzed hydrolysis.

Radioactive iodine, ^{125}I or ^{131}I , is conveniently introduced by the phenol ring of tyrosine by the
5 chloramine-T method of Greenwood, et al, Biochem. J.,
89, 114 (1963).

Compounds of the present invention are most conveniently used as the acid addition salt of organic and mineral acids such as hydrochloric, hydrobromic, hydroiodic,
10 sulfuric, nitric, benzoic, acetic, trichloroacetic, toluene-sulfonic acids and the like.

Best Mode For Carrying Out The Invention

Folic acid (485 mg, 1.1 mmole) is suspended in water (8.0 ml) and stirred magnetically, while a solution of
15 L-tyrosyl-L-glutamic acid α,γ -dimethyl ester (396 mg, 1.17 mmole) in pyridine (8 ml) is added. To this reaction mixture is added 1-ethyl 3(3-dimethylaminopropyl)-carbodiimide hydrochloride (2.87 mg, 1.5 mmole). The mixture is stirred at 4°C overnight. 20 ml of 0.5%
20 sodium bicarbonate solution is added to the reaction mixture and filtered. The filtrate is acidified with 1N hydrochloric acid to pH 3.0. The resulting precipitate is filtered and washed with about 20 ml of cold water.

This precipitate of the folic acid-tyrosylglutamic
25 acid dimethyl ester is suspended by stirring in 10 ml of 0.2N sodium hydroxide, while nitrogen gas is bubbled through the reaction mixture. After 15-20 minutes of stirring at room temperature, the clear solution is acidified with 1N hydrochloric acid to pH 3.0. This
30 precipitated material is filtered, washed with cold water and dried in a vacuum desiccator to provide a mixture of Compound A and B where R is hydrogen. These compounds are separated by conventional techniques.

Iodination was performed by chloramine-T procedure,
35 Biochem. J., 89, 114 (1963).



- 5 -

100 μ l of 0.5M sodium phosphate pH 7.5 is added to a glass test tube, followed by 10.0 mCi of Na I¹²⁵. To this solution is added 25 μ l (8.3 μ g) of folic acid-tyrosylglutamic acid in sodium bicarbonate solution and
5 50 μ l of 0.4% chloramine-T solution in a 0.05M sodium phosphate buffer pH 7.5, respectively. After 60 seconds, mixing at room temperature, 50 μ l of 0.8% sodium metabisulfite is added to the reaction mixture.

Incorporation of ¹²⁵I into folic acid derivatives is
10 in excess of 85%. The purification of the iodinated reaction mixture is achieved by ion exchange followed by cellulose column chromatography.

Industrial Applicability

Example 1

15 Binding Activity Of Folate Derivatives

The ¹²⁵I folate compounds are tested for their ability to bind to specific folate binders.

Partially purified bovine milk and goat's milk folate binders (J. Dairy Res., 36, 435 (1969)) are diluted
20 serially with 0.05M borate buffer containing 0.1% dithiothreitol and 0.05% gelatin pH 9.0. ¹²⁵I folate (0.01 - 0.02 μ Ci) is added to 0.5 ml of each respective binder dilution (final reaction volume is 0.6 ml). The mixture is vortexed and allowed to incubate 45 minutes at room
25 temperature. At the end of the incubation period, 1 ml of a 0.7% dextran-coated charcoal suspension is added to each tube, vortexed and allowed to stand 5 minutes at room temperature. The tubes are centrifuged at 1000g for 15 minutes. The supernatants are decanted into clean
30 tubes and counted in a gamma scintillation counter.

Results

The ¹²⁵I folate derivatives typically show a maximum binding ability of between 75-90%.



- 6 -

Example 2Determination Of Folate Concentration in
Biological Fluids Preparation Of Samples

Serum is obtained, free of hemolysis and stored at
5 4°C for 24 hours. For longer storage periods samples are
stored at -20°C.

Samples for red cell folate determinations are pre-
pared by diluting one part of whole blood with 19 parts
of a 0.2% ascorbic acid solution. Samples are allowed
10 to stand at room temperature for 1-1/2 hours to allow
for hydrolysis of folate polyglutamates. Samples are then
stored at -20°C if not used immediately.

Example 3Folate Assay

15 Pteroylglutamic acid (folic acid) is diluted serially
with 0.05M borate buffer containing 0.50% gelatin and
0.1% dithiothreitol; pH 9.0. The concentrations of folic
acid used are 0, 2.5, 5, 10, 15 and 20 ng/ml.

Borate buffer (0.4 ml) is added to a series of
20 polypropylene tubes. To this solution is added 0.05 ml
of appropriate standard dilution or sample (serum or
hemolysate).

The contents of the tubes are mixed and heated in a
boiling water bath for 15 minutes. The tubes are loosely
25 covered during the extraction.

The tubes are cooled to room temperature and 0.10 ml
of ¹²⁵I folate derivative in borate buffer (0.01-0.02 μ Ci)
is added to each tube followed by 0.01 ml of an appropriate
dilution of folate milk binder in borate buffer to give
30 about 50% binding. The tubes are vortexed and allowed to
stand 5 minutes at room temperature. The tubes are then
centrifuged at 1000xg for 15 minutes. The supernatants
are decanted into clean tubes and counted in a suitable
scintillation counter.



- 7 -

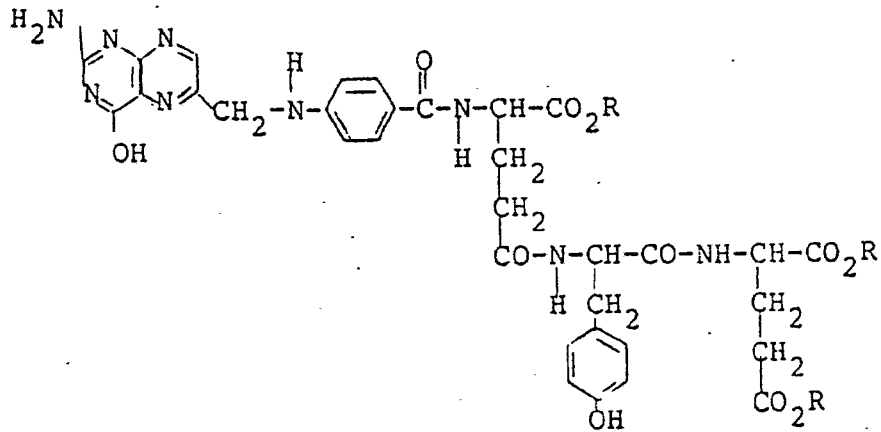
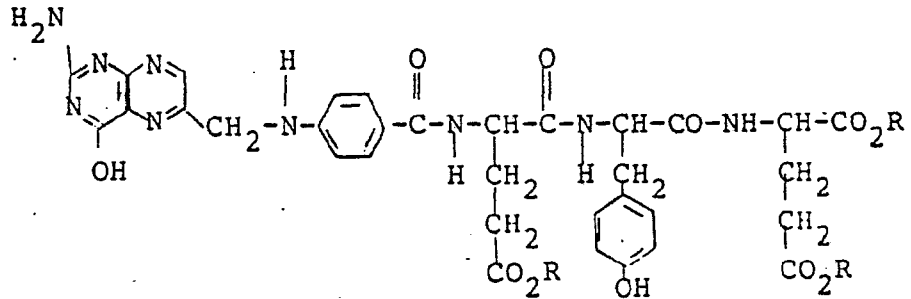
Results

The folate in the patient samples are determined by comparison with a logit-log plot of the standard curve. Red cell folates are corrected for dilution and hematocrit
5 (Clin. Biochem., 6, 274 (1973)).



Claims

1. A compound of the formula A or B:

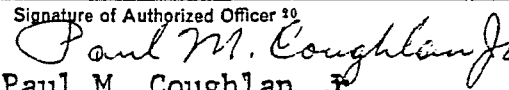


mixtures of A and B, and acid addition salts thereof
 5 wherein R is hydrogen or loweralkyl having 1-3 carbon
 atoms and wherein the phenol ring is labeled with ¹²⁵I
 or ¹³¹I.



INTERNATIONAL SEARCH REPORT

International Application No **PCT/US79/00691**

I. CLASSIFICATION OF SUBJECT MATTER (If several classification symbols apply, indicate all) ³				
According to International Patent Classification (IPC) or to both National Classification and IPC				
Int. Cl. C07C 103/52		<i>Wo 20/00562</i>		
US Cl. 260/112.5R				
II. FIELDS SEARCHED				
Minimum Documentation Searched ⁴				
Classification System	Classification Symbols			
US	260/112.5R			
Documentation Searched other than Minimum Documentation to the Extent that such Documents are Included in the Fields Searched ⁵				
III. DOCUMENTS CONSIDERED TO BE RELEVANT ¹⁴				
Category [*]	Citation of Document, ¹⁶ with indication, where appropriate, of the relevant passages ¹⁷	Relevant to Claim No. ¹⁸		
A	US, A, 3,989,812 Published 02 November 1976, Barrett			
<p>[*] Special categories of cited documents: ¹⁶</p> <table style="width: 100%; border: none;"> <tr> <td style="width: 50%; border: none;"> <p>"A" document defining the general state of the art</p> <p>"E" earlier document but published on or after the international filing date</p> <p>"L" document cited for special reason other than those referred to in the other categories</p> <p>"O" document referring to an oral disclosure, use, exhibition or other means</p> </td> <td style="width: 50%; border: none;"> <p>"P" document published prior to the international filing date but on or after the priority date claimed</p> <p>"T" later document published on or after the international filing date or priority date and not in conflict with the application, but cited to understand the principle or theory underlying the invention</p> <p>"X" document of particular relevance</p> </td> </tr> </table>			<p>"A" document defining the general state of the art</p> <p>"E" earlier document but published on or after the international filing date</p> <p>"L" document cited for special reason other than those referred to in the other categories</p> <p>"O" document referring to an oral disclosure, use, exhibition or other means</p>	<p>"P" document published prior to the international filing date but on or after the priority date claimed</p> <p>"T" later document published on or after the international filing date or priority date and not in conflict with the application, but cited to understand the principle or theory underlying the invention</p> <p>"X" document of particular relevance</p>
<p>"A" document defining the general state of the art</p> <p>"E" earlier document but published on or after the international filing date</p> <p>"L" document cited for special reason other than those referred to in the other categories</p> <p>"O" document referring to an oral disclosure, use, exhibition or other means</p>	<p>"P" document published prior to the international filing date but on or after the priority date claimed</p> <p>"T" later document published on or after the international filing date or priority date and not in conflict with the application, but cited to understand the principle or theory underlying the invention</p> <p>"X" document of particular relevance</p>			
IV. CERTIFICATION				
Date of the Actual Completion of the International Search ²	Date of Mailing of this International Search Report ³			
20 December 1979	15 JAN 1980			
International Searching Authority ¹	Signature of Authorized Officer ²⁰			
ISA/US	 Paul M. Coughlan Jr.			