

Conf-930511--212

UCRL-JC-112340  
PREPRINT

## EMITTANCE GROWTH IN DISPLACED, SPACE-CHARGE-DOMINATED BEAMS WITH ENERGY SPREAD

J. J. Barnard, J. Miller,<sup>†</sup> and I. Haber<sup>\*\*</sup>

*Lawrence Livermore National Laboratory, University of California  
P.O. Box 5508, L-440, Livermore California 94550, USA*

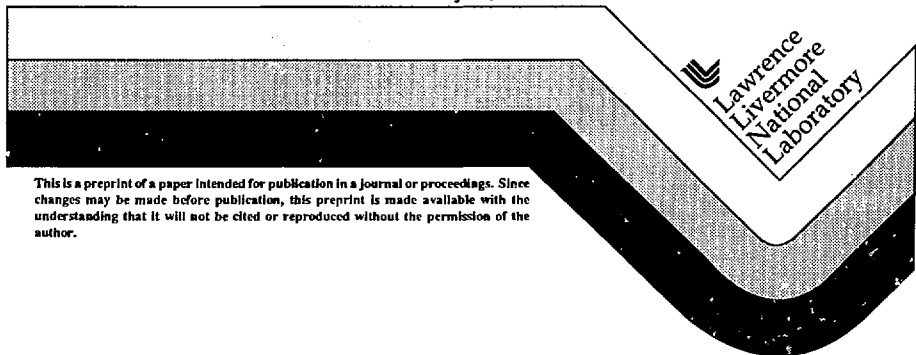
<sup>†</sup>*Presently at Harvard University, USA*

<sup>\*\*</sup>*Naval Research Laboratory  
Washington DC 20375, USA*

*This paper was prepared for submittal to the  
Particle Accelerator Conference Proceedings  
Washington, DC, USA  
May 17-20, 1993*

RECEIVED  
JUL 14 1993  
OSTI

May 11, 1993



**This is a preprint of a paper intended for publication in a journal or proceedings. Since changes may be made before publication, this preprint is made available with the understanding that it will not be cited or reproduced without the permission of the author.**

#### DISCLAIMER

This document was prepared as an account of work sponsored by an agency of the United States Government. Neither the United States Government nor the University of California nor any of their employees, makes any warranty, express or implied, or assumes any legal liability or responsibility for the accuracy, completeness, or usefulness of any information, apparatus, product, or process disclosed, or represents that its use would not infringe privately owned rights. Reference herein to any specific commercial products, process, or service by trade name, trademark, manufacturer, or otherwise, does not necessarily constitute or imply its endorsement, recommendation, or favoring by the United States Government or the University of California. The views and opinions of authors expressed herein do not necessarily state or reflect those of the United States Government or the University of California, and shall not be used for advertising or product endorsement purposes.

# Emittance Growth in Displaced, Space-Charge-Dominated Beams with Energy Spread\*

J.J. Barnard, J. Miller†

Lawrence Livermore National Laboratory, L-440, Livermore, CA 94550

I. Haber

Naval Research Laboratory, Washington, D.C. 20375

## Abstract

Conversion of transverse energy associated with the coherent motion of displaced beams into thermal energy, and thus emittance growth, has been predicted theoretically by a number of authors. Here, we show, using 2-D particle-in-cell simulations, that emittance growth is inhibited for tune depressed beams, if the energy spread of the beam is not too large. Further, using a uniform density model to calculate the space charge field of the beam, we numerically determine the criteria for emittance growth as a function of tune depression, energy spread, and beam displacement over a wide range of parameters. A theoretical interpretation of our results is presented.

## I. INTRODUCTION

In an inertial fusion energy reactor, driven by a heavy ion accelerator, the ion beam must be focused down to a small (2-3 mm) spot at the target. The normalized emittance, (which is a measure of the transverse phase area occupied by the beam) must be sufficiently small in order to meet the spot size requirement. An understanding of emittance growth is thus of paramount importance to ensure optimum performance of a driver. One source of emittance growth is the conversion of the energy associated with coherent oscillation of the beam centroid into thermal energy of the beam. These oscillations may arise from initially non-aligned beams or accumulated from small misalignments in the focusing quadrupoles, for the case of a linear accelerator. In addition, centroid oscillations may arise from errors in the field strength in bending magnets, or voltage errors in the acceleration modules in accelerators in which bends are present.

It is well known, that a beam with a KV distribution in the transverse direction<sup>1</sup> and monoenergetic in the longitudinal direction, and subject to strictly linear focusing forces will undergo no emittance growth, even if the beam is initially displaced. It is also well known that for emittance dominated beams (in which space charge is negligible), a small spread in the longitudinal velocity gives rise to a spread in the betatron frequency of individual particles, and this spread mixes the phase of the oscillating particles, removing the coherent oscillation of the centroid as a whole and increasing the effective transverse area of

phase space occupied by the beam. For emittance dominated beams, the smaller the energy spread, the smaller the rate at which the emittance grows to its final phase-mixed value. However, the asymptotic value of the emittance is nearly independent of energy spread, and can be estimated by using the conservation of transverse energy.

In this paper, we examine the effect of energy spread on beams with finite space-charge-depressions in linear focusing channels and find behavior which is qualitatively different from the emittance dominated case. In particular, we find that for large initial centroid displacements there exists a threshold in energy spread, below which, no significant emittance growth occurs, and above which, the beam approaches the asymptotic phase mixed state. For small beam displacements, the transition is not sharp but the same general trend occurs.

## II. 2-D PARTICLE-IN-CELL RESULTS

The effect was first observed numerically, using the 2-D slice code SHIFT $\lambda$ <sup>2</sup>. Here  $x$  and  $y$  are the transverse coordinates, and prime indicates derivative with respect to  $z$  the longitudinal coordinate. The beam is assumed to be displaced  $x_c = (x)$  in the  $x$  direction only, where  $( )$  indicates average over particles in a slice. The beam widths in both  $x$  and  $y$  directions were matched for the emittance and current of the beam.

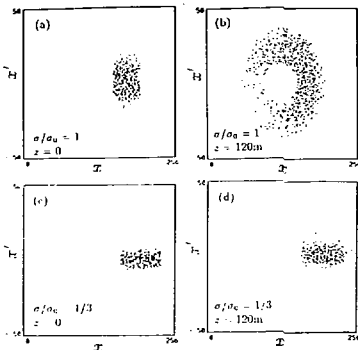


Fig. 1.  $x$ - $x'$  phase space plots for two beams as indicated.

Fig. 1 illustrate the effects. In fig. 1a, the  $x$ - $x'$  phase space is shown for an undepressed beam ( $\sigma/\sigma_0 = 1$ ), initially at  $z = 0$  and in fig. 1b, eight betatron periods later ( $z = 120$  m). Here  $\sigma_0$  and  $\sigma$  are the undepressed

MASTER

\*Work performed under the auspices of the U.S.

D.O.E. by LLNL under contract W-7405-ENG-48 and by NRL under contracts DE-AM05-92ER54177 and DE-AM05-83ER40112. †Presently at Harvard University.

and depressed phase advances, respectively. The beam had fractional momentum spread of halfwidth  $\Delta = 0.01$ , and the initial centroid displacement  $x_{e0} = 2a$ , where  $a$  is the initial beam radius in  $x$ . The beam fills a ring in  $x - x'$  space of nearly uniform density, as different particles with different betatron frequencies, phase mix, damping the coherent centroid oscillation. In figure 1c and 1d, the initial and final phase spaces are shown for  $\sigma/\sigma_0 = 1/3$  with the same momentum spread. Note the transverse area is nearly unchanged from the initial area. This reduction in emittance growth (in this case by two orders of magnitude) is an unexpected benefit of space-charge dominated beams.

### III. MODEL RESULTS

In order to obtain an understanding of this behavior we may adopt model equations of motion which simplify the physics of the space-charge force. We assume that the equations of motion of for each ion are given by,

$$x'' = (-k_{\beta 0}^2 x_i + k_{s_x}^2 (x_i - x_c)) / (1 + \delta_i)^2. \quad (1)$$

$$y'' = (-k_{\beta 0}^2 y_i + k_{s_y}^2 (y_i - y_c)) / (1 + \delta_i)^2. \quad (2)$$

Here, subscript  $i$  indicates the coordinates of the  $i$ th particle in a particular slice in  $z$ , which is traveling in the  $+z$  direction:  $k_{\beta 0} \equiv \sigma_0 / (2L)$  represents magnetic FODO focusing in the smooth approximation, and  $L$  is the lattice half-period,  $\delta_i = \delta p_i / p$  is the fractional difference between the momentum of the  $i$ th particle and the average momentum;  $K \equiv 2qI / (\beta^3 A I_0)$  is the permeance, where  $q$  is the charge state of the ions,  $A$  is the atomic mass of the ions,  $\beta$  is the average longitudinal ion velocity in units of  $c$ ,  $I_0 \equiv m_p c^3 / e$  is the proton Alfven current ( $\approx 31$  MA). Also,

$$k_{s_x}^2 \equiv K / [2(\Delta x^2 + (\Delta x^2 \Delta y^2)^{1/2})],$$

$$k_{s_y}^2 \equiv K / [2(\Delta y^2 + (\Delta x^2 \Delta y^2)^{1/2})]. \quad (3)$$

Here  $\Delta x^2 = \langle x^2 \rangle - \langle x \rangle^2$  and  $\Delta y^2 = \langle y^2 \rangle - \langle y \rangle^2$ . Eqs. (1) and (2) represent in an approximate way, the effects of magnetic focusing and space charge, and the  $(1 + \delta_i)^{-2}$  factor indicates the velocity dependence of these forces when  $z$  is the independent variable. The physical approximations that have been made include the following: (1) Focusing is smooth and not a function of  $z$  ( $k_{\beta 0}$  is constant). (2) In eqs. (1) and (2) terms through first order in the small quantities  $k_{\beta 0} x_i$ ,  $k_{\beta 0} y_i$  have been kept. Non-linearities arise through the dependence of  $k_{s_x}$  and  $k_{s_y}$  on  $\Delta x^2$  and  $\Delta y^2$  and phase mixing can occur because of the  $(1 + \delta_i)^{-2}$  factors. (3) Space charge forces depend only on lowest order moments. (We have used the electrostatic potential of a uniform density elliptical beam, allowing variation with  $z$  of the centroid position and semi-major axes.) (4) The beam is not undergoing acceleration: ( $p$ ,  $\beta$ , and  $\delta p_i$  are constants) (5) The beam is non-relativistic: ( $\beta \ll 1$ ).

It has been shown<sup>3,4</sup> that when the factor  $(1 + \delta_i)^{-2}$  is set to unity in equations (1) and (2), a transverse energy  $H$  may be defined which is constant in  $z$ :

$$2H = k_{\beta 0}^2 (\Delta x^2 + \Delta y^2) + \Delta x'^2 + \Delta y'^2$$

$$K \ln [(\Delta x^2)^{1/2} + (\Delta y^2)^{1/2}]$$

$$+ k_{\beta 0}^2 x_c^2 + k_{\beta 0}^2 y_c^2 + x_c'^2 + y_c'^2 \quad (4)$$

When the factor  $(1 + \delta_i)^{-2}$  is included,  $H$  is no longer precisely constant, but the fluctuations in  $H$  are small when  $\Delta$  is small.

Phase mixing can lead to a final state in which the beam centroid has decayed to zero, at the expense of a larger phase space area. Two final states of the beam are of interest. When the  $x$  and  $y$  equations of motion are sufficiently uncoupled (as for example when  $\sigma \approx \sigma_0$ ) the beam width and displacement in the  $y$  direction are unaffected by the initial displacement in  $x$ . The final state of the beam evolves to  $x_{ef} = y_{ef} = x'_{ef} = y'_{ef} = 0$  and  $\Delta y_f^2 = \Delta y_0^2$ , where subscripts 0 and f stand for initial and final, respectively. Conservation of the transverse energy, yields:

$$2H_0 = k_{\beta 0}^2 (\Delta x_0^2 + \Delta y_0^2) + k_{s_x}^2 \Delta x_0^2 + k_{s_y}^2 \Delta y_0^2$$

$$- K \ln [(\Delta x_0^2)^{1/2} + (\Delta y_0^2)^{1/2}] \quad (5)$$

Here  $2H_0 = 2(k_{\beta 0}^2 + k_{s_x}^2) \Delta x_0^2 - K \ln [2(\Delta x_0^2)^{1/2}] + k_{\beta 0}^2 x_{e0}^2$ . Equation (5) may be solved (numerically) for  $\Delta x_f^2$ . The root mean square width in  $x'$  is given by  $\Delta x_f'^2 = k_{s_x}^2 \Delta x_f^2$  and similarly the width in  $y'$  is given by  $\Delta y_f'^2 = k_{s_y}^2 \Delta y_f^2$  (ref. 4). The final  $x$  emittance is given by  $\epsilon_{xf} = 4(\Delta x_f^2 \Delta x_f'^2)^{1/2}$  and similarly in  $y$ ,  $\epsilon_{yf} = 4(\Delta y_f^2 \Delta y_f'^2)^{1/2}$ .

The second final state of interest is the case where the  $x$  and  $y$  equations of motion are sufficiently coupled so that the final state of the beam is the same in both  $x$  and  $y$ . In that case,  $\Delta x_f^2 = \Delta y_f^2$  and

$$2H_0 = 2(k_{\beta 0}^2 + k_{s_x}^2) \Delta x_f^2 - K \ln [2(\Delta x_f^2)^{1/2}] \quad (6)$$

Again, eq. (6) may be solved numerically for  $\Delta x_f^2$ , and then  $\Delta x_f'$ ,  $\Delta y_f'$ ,  $\epsilon_{xf}$ , and  $\epsilon_{yf}$  may be calculated as in the first case above.

We have integrated the model eqs. (1) and (2), over a distance of 33 betatron periods for an ensemble of particles, for a variety of ratios of beam radius  $a = 2(\Delta x_0^2)^{1/2}$  to initial beam displacements  $x_c$ , space charge depressions  $\sigma/\sigma_0$ , and halfwidth  $\Delta$  of distribution in  $\delta$ . The difference between final and initial  $x$ -emittance is shown in figures 2 and 3 for  $a/x_c = 1$ . Note the sharp threshold for emittance growth. The threshold may be heuristically derived by a consideration of equation (1). In the case of no energy spread the centroid oscillates sinusoidally,  $x_c = x_{c0} \cos k_{\beta 0} z$ , and the beam widths are constant  $\Delta x^2 = \Delta y^2 = \Delta x_0^2$ . If we integrate eq. 1, assuming these val ues for  $x_c$ ,  $\Delta x^2$  and  $\Delta y^2$  respectively, we find the solution to eq. (1):

$$x_i = (x_{c0} - \frac{k_{s_x}^2 x_{c0}}{k_{\beta 0}^2 - k^2}) \cos k z + \frac{I_0 \sin k z}{k_{\beta 0}^2} + \frac{k_{s_x}^2 x_{c0} \cos k_{\beta 0} z}{k_{\beta 0}^2 - k^2} \quad (7)$$

Here  $k^2 \equiv (k_{\beta 0}^2 - k_{s_x}^2) / (1 + \delta_i)^2 \equiv (\sigma / 2L)^2 / (1 + \delta_i)^2$ . Also,  $k_{s_x}^2 \equiv k_{s_x}^2 / (1 + \delta_i)^2$ . Note that because of the energy spread, the assumption that  $\Delta x^2$  is constant breaks down. A necessary condition for eq. (7) to be nearly self-consistent is that the difference between the assumed  $x_c$  and a particle position  $x$  at the edge of the distribution in  $\delta$  be much less than some fraction  $f$  of a beam radius. This condition leads to the equation:

$$\left(\frac{k_z^2}{k_{z0}^2} - 1\right)x_{e0} \leq fa \quad (8)$$

Eq. 8 defines a critical  $\delta_i$  below which (i.e. for large negative values) the equations of motion become very non-linear, but above which the linear solution (eq. 7) remains approximately valid. When we substitute the half-width  $\Delta$  of a uniform distribution in  $\delta_i$  for  $-\delta_i$  into equation (8) that threshold may be written

$$\Delta = 1 - \left(\frac{1 + (\sigma^2/\sigma_0^2)(a/x_{e0})}{1 + fa/x_{e0}}\right)^{1/2} \quad (9)$$

This threshold closely matches the threshold found in the numerical integration of eqs. 1 and 2 for emittance growth, when the value of  $f = 0.6 + 0.5(a/x_{e0})$ . This formula for  $f$  was found by fitting to the numerical plots. When the threshold is exceeded the emittance growth is given closely by that calculated from eq. (5) (see fig. 4). This threshold is sharp when  $a/x_{e0} < 1$ , but the simulations show that the threshold is much broader when  $a/x_{e0} >> 1$ . In that case, the asymptotic emittance is close to the initial matched emittance, and the transition from zero emittance growth to asymptotic emittance growth is gradual, so that the precise value of  $f$  is not well defined.

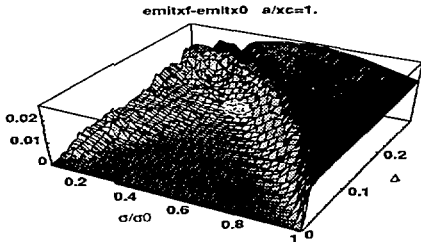


Figure 2. Model equation results of  $(\epsilon_{xf} - \epsilon_{x0})$  for  $a/x_{e0} = 1.0$ .

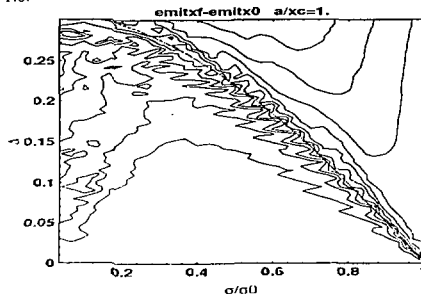


Figure 3. Contour plot of figure 2,  $(\epsilon_{xf} - \epsilon_{x0})$  for  $a/x_{e0} = 1.0$ . Dotted line is the threshold, (eq. 9).

#### IV. DISCUSSION AND CONCLUSION

Although, use of eqs. 1 and 2 simplify the actual forces experienced by the particles, threshold predicted by

eq. 9 is qualitatively obtained in the particle-in-cell (PIC) results, and the final emittance predicted by eq. 5 is also approximately obtained in the PIC results, although

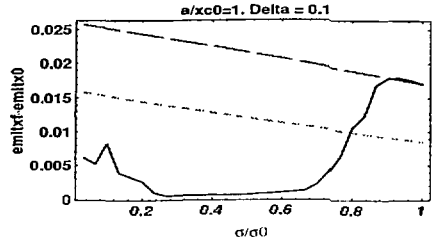


Figure 4. Model equation results of  $\epsilon_{xf} - \epsilon_{x0}$  vs.  $\sigma/\sigma_0$  for  $\Delta = 0.10$ . Dashed line is asymptotic emittance found using eq. 5. Short dashed line is found using eq. 6.

additional phase mixing to the final state predicted by eq. 6 is seen for smaller  $\sigma/\sigma_0$ . The result that space-charge depression reduces chromatic aberration in an alternating gradient lattice was observed by Lee<sup>5</sup> and is physically related to the reduction of phase mixing for displaced beams. The coherence of centroid oscillations of highly depressed beams over many betatron periods was unexpected and was not predicted in previous studies of emittance growth from displaced beams<sup>3,5</sup>. Also, as indicated above, sufficiently large longitudinal velocity spreads will give rise to non-linearities which may become fully phase mixed. These results will have applications in determining error tolerances in possible drivers for heavy-ion inertial fusion.

#### V. REFERENCES

1. I. M. Kapchinskij and V.V. Vladimirsij, in Proc. Intl. Conf. High-Energy Accelerators (CERN, Geneva, 1959), p 274.
2. I. Haber, "High Current Simulation Codes," in High Current High Brightness and High Duty Factor Ion Injectors, AIP Conf. Proc. 139, (AIP, New York, 1986) p. 107.
3. M. Reiser "Free Energy and Emittance Growth in Nonstationary Charged Particle Beams," Journal of Applied Physics 70, 1919 (1991).
4. J.J. Barnard, H.D. Shay, S.S. Yu, A. Friedman, D.P. Grote, "Emittance Growth in Heavy Ion Recirculators," 1992 Linear Accelerator Conference Proceedings 1992 August 24-28 Ottawa, Ontario, Canada AEC'L-10728 1, p. 229 (1992)
5. E.P. Lee, "Partial Cancellation of Second Order Chromatic Aberration of a Quadrupole Focussing System by Space Charge Forces," Bull. Amer. Phys. Soc. 35, p. 1022 (1990). (Abstract).
6. O. A. Anderson, "Emittance Growth Rates for Displaced or Mismatched High Current Beams in Non-linear Channels," Proc. of the Fourth NPB Techn. Symp. Argonne National Laboratory, (1992).