

the

abdus salam
international
centre
for theoretical
physics



XA9848380

THE PHASE DIAGRAMS
OF THE SITE-DILUTED SPIN- $\frac{1}{2}$ ISING
SUPERLATTICE

A. Saber

I. Essaoudi

A. Ainane

F. Dujardin

M. Saber

and

B. Stébé


L


29 - 48

preprint

the

abdus salam
international
centre
for theoretical
physics


united nations
educational, scientific
and cultural
organization


international atomic
energy agency

IC/98/120



XA9848380

THE PHASE DIAGRAMS
OF THE SITE-DILUTED SPIN- $\frac{1}{2}$ ISING
SUPERLATTICE

A. Saber

I. Essaoudi

A. Ainane

F. Dujardin

M. Saber

and

B. Stébé

R

29 - 48

United Nations Educational Scientific and Cultural Organization
and
International Atomic Energy Agency
THE ABDUS SALAM INTERNATIONAL CENTRE FOR THEORETICAL PHYSICS

**THE PHASE DIAGRAMS
OF THE SITE-DILUTED SPIN- $\frac{1}{2}$ ISING SUPERLATTICE**

A. Saber^{a,b,c}, I. Essaoudi^{a,c}, A. Ainane^{a,b,c}, F. Dujardin^a
M. Saber^{a,b,c,1} and B. Stébé^a

*a) Laboratoire de Théorie de la Matière Condensée,
Université de Metz - Institut de Physique et d'Electronique
1, Boulevard Arago, 57078 Metz Cedex 3, France*

*b) Département de Physique, Faculté des Sciences,
Université Moulay Ismail, B.P. 4010, Meknès, Morocco²*

c) The Abdus Salam International Centre for Theoretical Physics, Trieste, Italy

Abstract

Using the effective field theory with a probability distribution technique that accounts for the single-site spin correlations, the critical behavior of a diluted spin- $\frac{1}{2}$ Ising superlattice consisting of two different ferromagnet materials is examined. The critical temperature of the system is studied as a function of the thickness of the constituents in a unit cell, the concentration of magnetic atoms, and the exchange interactions in each material. It is shown that the properties of the diluted system are different from those of the corresponding pure system.

MIRAMARE – TRIESTE

August 1998

¹Regular Associate of the Abdus Salam ICTP.

²Permanent address.

1 INTRODUCTION

Magnetic layered structures and superlattices have attracted significant attention recently because of a wide array of fascinating properties. The study of a magnetic superlattice which consists of two or more ferromagnets with different bulk properties has been motivated by the idea that the properties of the superlattice can be significantly different from those of their constituents. A detailed review of the properties of magnetic multilayers and superlattices has appeared¹.

With the advance of modern vacuum science, in particular the epitaxial growth technique, it is possible to grow very thin magnetic films, of predetermined thickness, even of a few monolayers. Superlattice structures composed of two different ferromagnetic layers have already been artificially fabricated. Ferromagnetic ordering in some of these monolayers has been reported and the critical properties of such systems have been studied, either experimentally²⁻⁵ or theoretically⁶⁻¹⁵.

For a periodic multilayer system formed from two different ferromagnetic materials, Fishman et al.⁸ have discussed its statics and dynamics within the framework of the Ginzburg-Landau formulation. They have computed the transition temperature and spin-wave spectra. The Landau formalism of Camley and Tilley⁹ has been applied to calculate the critical temperature in this system¹⁰. For more complicated superlattices with arbitrary number of different layers in an elementary unit, Barnas¹¹ has derived some general dispersion equations for the bulk and surface magnetic polaritons. These equations are then applied to magnetostatic modes and retarded wave propagation in the Voigt geometry¹².

On one hand, from both the experimental and theoretical points of view, the spin- $\frac{1}{2}$ Ising magnetic superlattice is very important. Aguilera-Granja et al.¹⁶ studied some experimental results by modelling the ferromagnetic thin film within the framework of the spin- $\frac{1}{2}$ Ising Hamiltonian. As a result, analytical expression of the thickness dependence of the critical temperature was obtained and the model was applied to estimate the magnetic interaction in *Fe* and *Gd* ultra-thin films. The experimental results in the case of *Fe* films on *Au* substrates⁵ were very well reproduced. Hai et al.¹⁸, using the effective field theory, studied the critical properties in a superlattice consisting of two ferromagnetic materials with different bulk transition temperatures. The critical temperatures were obtained as functions of the thickness of the superlattice with various couplings strengths between nearest neighbor spins in the same material and across the interface. Sy and Ow¹³ and Sy¹⁴, using the mean field approximation, and Saber et al.¹⁵, using the effective field theory¹⁷, investigated alternating magnetic superlattices. The critical temperatures were calculated as a function of the thickness of the superlattice for various couplings strengths.

On the other hand, there is a class of magnetic substances that are well approximated by simple or site-diluted Ising systems¹⁹⁻²². Notable examples are *Cs₃Cl₅*, *DyPO₄*, *Fe_pMg_{1-p}Cl₂*,

$Fe_pCo_{1-p}Cl_2$ and $Cd_{1-p}Mn_pTe$. For the site-diluted systems, the magnetic atoms on some lattice sites are randomly replaced by nonmagnetic atoms. Generally speaking, the magnetic properties of the diluted magnetic systems may be obviously different from those of the corresponding pure systems. It has been known that a lot of new physical phenomena can appear in these magnetic systems. Kaneyoshi et al.²³ investigated a semi-infinite system with surface dilution by means of the effective field theory with correlations. Qiang Hong^{24–25} and Benyoussef et al.²⁶ studied the diluted semi-infinite system using the mean field theory and renormalization group method, respectively. Ferchmin and Maciejewski²⁷ have studied a diluted Ising film and predicted that the surface magnetic phase can appear when the concentration of magnetic atoms on the surface is high enough.

In this paper, we study a diluted spin- $\frac{1}{2}$ Ising superlattice consisting of two ferromagnetic materials with different bulk properties as our model system, with a simple cubic structure. In particular, we consider the two constituents A and B with different bulk transition temperatures, i.e. $T_c^A \neq T_c^B$. The interface is, in general, different in nature from both bulks, even if the bulk critical temperatures are the same. We use the effective field theory with a probability distribution technique¹⁷ in the present work, as it is believed to be far superior to the standard mean field approximation since it does not predict a zero critical concentration for diluted magnets. For the sake of simplicity, we assume that the concentration of magnetic atoms of the superlattice is homogeneous. In section 2 we outline the formalism and derive the equation that determines the transition temperature. Numerical results are discussed in section 3 where the existence of the interface magnetic phase transition is discovered and the critical value of the interface coupling relative the bulk coupling is determined. A brief conclusion is given in section 4.

2 MODEL AND FORMULATION

We consider a superlattice consisting of two different ferromagnetic materials A and B . The periodic condition suggests that we only have to consider one unit cell which interacts with its nearest neighbors via the interface coupling. The situation is depicted in Fig. 1. The coupling strength between nearest-neighbor spins in A (B) is denoted by J_a (J_b), while J_{ab} stands for the exchange coupling between the nearest-neighbor spins across the interface. The corresponding number of atomic layers in A (B) is L_a (L_b) and the thickness of the cell is $L = L_a + L_b$. The Hamiltonian of the system is given by

$$H = - \sum_{(i,j)} J_{ij} c_i c_j \sigma_{iz} \sigma_{jz} \quad (1)$$

where the first sum runs over all nearest neighbor pairs and the second sum is taken over all the spins, σ_{iz} denotes the z component of a quantum spin $\vec{\sigma}_i$ of magnitude $\sigma = \frac{1}{2}$ at site i , J_{ij} stands for one of the three coupling constants depending on where the spin pair is located, and c_i is

the occupation number on the lattice site i , $c_i = 1$ if the lattice site is occupied by a magnetic atom and zero otherwise.

The method we use is the effective field theory, fully described by Saber¹⁷, that employed the probability distribution technique to account for the single-site spin correlations. Following that procedure, we find in the current situation that for a fixed configuration of neighboring spins the thermal average $\langle \sigma_{iz} \rangle$ is given by

$$\langle \sigma_{iz} \rangle = f_z \left(\sum_{j=1}^Z J_{ij} c_j \sigma_{jz} \right) \quad (2)$$

where

$$f_z \left(\sum_{j=1}^Z J_{ij} c_j \sigma_{jz} \right) = \frac{1}{2} c_i \tanh \left(\frac{1}{2} \beta \sum_{j=1}^Z J_{ij} c_j \sigma_{jz} \right) \quad (3)$$

The sum in Eqs. (2) and (3) is over the nearest neighbors of the site i , Z being the nearest neighbor coordination number of the lattice. In a mean field approximation one would simply replace these spin operators by their thermal values m_z and these occupation numbers by the concentration c of magnetic atoms. However, it is at this point that a substantial improvement to the theory is made by noting that the spin operators and their occupation numbers have a finite set of base states, so that the average over the function f_z can be expressed as an average over a finite polynomial of spin operators and their occupation numbers belonging to the neighboring spins. This procedure can be effected by the combinatorial method and correctly accounts for the single site kinematic relations. Up to this point the theory is exact, but the right-hand side of Eq. (2) will contain multiple correlation functions. Usually, at this stage a Zernike type decoupling of the multiple correlation functions is made that neglects the correlation between quantities pertaining to different sites.

The above thermal average was for a fixed spatial configuration. In the next step, we have to carry out the spatial configurational averaging, to be denoted by $\langle \dots \rangle_r$. To make progress, the simplest approximation of neglecting the correlations between different sites will be made. This is achieved by introducing the probability distribution of the spin variable σ_{iz} with its occupation number c_i , $P(c_i, \sigma_{iz})$, which is given by¹⁷

$$\begin{aligned} P(c_i, \sigma_{iz}) &= \frac{1}{2} (1 - c) \delta(c_i) \left[\delta \left(\sigma_{iz} + \frac{1}{2} \right) + \delta \left(\sigma_{iz} - \frac{1}{2} \right) \right] \\ &\quad + \frac{1}{2} \delta(c_i - 1) \left[(c - 2m_z) \delta \left(\sigma_{iz} + \frac{1}{2} \right) + (c + 2m_z) \delta \left(\sigma_{iz} - \frac{1}{2} \right) \right] \end{aligned} \quad (4)$$

with

$$c = \langle \langle c_i \rangle \rangle \quad (5)$$

and

$$m_z = \langle \langle c_i \sigma_{iz} \rangle \rangle = \langle \langle \sigma_{iz} \rangle \rangle \quad (6)$$

3 RESULTS

Allowing for the site magnetizations to take different values in each atomic layer parallel to the surface of the superlattice, and labeling them in accordance with the layer number in which they are situated, the application of Eqs. (2) and (4) lead to the following equation for the n^{th} layer magnetization

$$\begin{aligned}
m_{nz} = & 2^{-N-2N_0} \sum_{\mu=0}^N \sum_{\nu=0}^{N-\mu} \sum_{\mu_1=0}^{N_0} \sum_{\nu_1=0}^{N_0-\mu_1} \sum_{\mu_2=0}^{N_0} \sum_{\nu_2=0}^{N_0-\mu_2} 2^{\mu+\mu_1+\mu_2} (1-c)^{\mu+\mu_1+\mu_2} \\
& C_{\mu}^N C_{\nu}^{N-\mu} C_{\mu_1}^{N_0} C_{\nu_1}^{N_0-\mu_1} C_{\mu_2}^{N_0} C_{\nu_2}^{N_0-\mu_2} (c-2m_{nz})^{\nu} (c+2m_{nz})^{N-(\mu+\nu)} \\
& (c-2m_{n-1,z})^{\nu_1} (c+2m_{n-1,z})^{N_0-(\mu_1+\nu_1)} (c-2m_{n+1,z})^{\nu_2} (c+2m_{n+1,z})^{N_0-(\mu_2+\nu_2)} \\
& f_z \left(\frac{1}{2} [J_{nn}(N-2\mu) + J_{n,n-1}(N_0-2\mu_1) + J_{n,n+1}(N_0-2\mu_2)] \right) \quad (7)
\end{aligned}$$

where $n = 1, 2, 3, \dots, L, N$ and N_0 are the numbers of nearest neighbors in the plane and between adjacent planes respectively ($Z = N + 2N_0$). C_k^l are the binomial coefficients, $C_k^l = \frac{l!}{k!(l-k)!}$. The periodic condition of the superlattice has to be satisfied, namely, $m_{0z} = m_{Lz}$ and $m_{1z} = m_{L+1,z}$.

We have thus obtained the self consistent equation Eq. (7) for the magnetization m_{nz} , that can be solved directly by numerical iteration. No further algebraic manipulation is necessary. This is the advantage of introducing the probability distribution technique. The same equations hold for an arbitrary superlattice structure with a coordination number, Z , and therefore results for different structures can be obtained without carrying out the detailed algebra encountered when employing other techniques. For the case of a simple cubic lattice which we will consider here, one has $N = 4$ and $N_0 = 1$. As we are interested with the calculation of the ordering near the transition critical temperature, the usual argument that m_{nz} tends to zero as the temperature approaches its critical value, allows us to consider only terms linear in m_{nz} because higher order terms tend to zero faster than m_{nz} on approaching a critical temperature. Consequently, all terms of the order higher than linear terms in Eq. (7) can be neglected. This leads to the set of simultaneous equations

$$m_{nz} = A_{n,n-1}m_{n-1,z} + A_{n,n}m_{nz} + A_{n,n+1}m_{n+1,z} \quad (8)$$

which can be written as

$$M m_{nz} = 0 \quad (9)$$

where the elements of the matrix M are given by

$$M_{ij} = (A_{ii} - 1)\delta_{i,j} + A_{i,j}(\delta_{i,j-1} + \delta_{i,j+1}) \quad (10)$$

The only non zero elements of the matrix M are given by

$$\begin{aligned}
M_{n,n-1} &= 2^{-N-2N_0} \sum_{\mu=0}^N \sum_{\nu=0}^{N-\mu} \sum_{\mu_1=0}^{N_0} \sum_{\nu_1=0}^{N_0-\mu_1} \sum_{\mu_2=0}^{N_0} \sum_{\nu_2=0}^{N_0-\mu_2} \sum_{i=0}^{\nu_1} \sum_{j=0}^{N_0-(\mu_1+\nu_1)} (-1)^i 2^{\mu+\mu_1+\mu_2+i+j} \delta_{1,i+j} \\
&(1-c)^{\mu+\mu_1+\mu_2} c^{N+2N_0-(\mu+\mu_1+\mu_2+i+j)} C_\mu^N C_\nu^{N-\mu} C_{\mu_1}^{N_0} C_{\nu_1}^{N_0-\mu_1} C_{\mu_2}^{N_0} C_{\nu_2}^{N_0-\mu_2} C_i^{\nu_1} \\
&C_j^{N_0-(\mu_1+\nu_1)} f_z \left(\frac{1}{2} [J_{nn}(N-2\mu) + J_{n,n-1}(N_0-2\mu_1) + J_{n,n+1}(N_0-2\mu_2)], \Omega \right) (11)
\end{aligned}$$

$$\begin{aligned}
M_{n,n} &= 2^{-N-2N_0} \sum_{\mu=0}^N \sum_{\nu=0}^{N-\mu} \sum_{\mu_1=0}^{N_0} \sum_{\nu_1=0}^{N_0-\mu_1} \sum_{\mu_2=0}^{N_0} \sum_{\nu_2=0}^{N_0-\mu_2} \sum_{i=0}^{\nu} \sum_{j=0}^{N-(\mu+\nu)} (-1)^i 2^{\mu+\mu_1+\mu_2+i+j} \delta_{1,i+j} \\
&(1-c)^{\mu+\mu_1+\mu_2} c^{N+2N_0-(\mu+\mu_1+\mu_2+i+j)} C_\mu^N C_\nu^{N-\mu} C_{\mu_1}^{N_0} C_{\nu_1}^{N_0-\mu_1} C_{\mu_2}^{N_0} C_{\nu_2}^{N_0-\mu_2} C_i^\nu \\
&C_j^{N-(\mu+\nu)} f_z \left(\frac{1}{2} [J_{nn}(N-2\mu) + J_{n,n-1}(N_0-2\mu_1) + J_{n,n+1}(N_0-2\mu_2)], \Omega \right) - 1 (12)
\end{aligned}$$

$$\begin{aligned}
M_{n,n+1} &= 2^{-N-2N_0} \sum_{\mu=0}^N \sum_{\nu=0}^{N-\mu} \sum_{\mu_1=0}^{N_0} \sum_{\nu_1=0}^{N_0-\mu_1} \sum_{\mu_2=0}^{N_0} \sum_{\nu_2=0}^{N_0-\mu_2} \sum_{i=0}^{\nu_2} \sum_{j=0}^{N_0-(\mu_2+\nu_2)} (-1)^i 2^{\mu+\mu_1+\mu_2+i+j} \delta_{1,i+j} \\
&(1-c)^{\mu+\mu_1+\mu_2} c^{N+2N_0-(\mu+\mu_1+\mu_2+i+j)} C_\mu^N C_\nu^{N-\mu} C_{\mu_1}^{N_0} C_{\nu_1}^{N_0-\mu_1} C_{\mu_2}^{N_0} C_{\nu_2}^{N_0-\mu_2} C_i^{\nu_2} \\
&C_j^{N_0-(\mu_2+\nu_2)} f_z \left(\frac{1}{2} [J_{nn}(N-2\mu) + J_{n,n-1}(N_0-2\mu_1) + J_{n,n+1}(N_0-2\mu_2)], \Omega \right) (13)
\end{aligned}$$

with the periodic boundary conditions $M_{1,0} = M_{1,L}$ and $M_{L,L+1} = M_{L,1}$.

All the information about the critical temperature of the system is contained in Eq. (9). Up to now, we did not assign precise values to the coupling constants, transverse field, concentration of magnetic atoms and the thickness of the superlattice: the terms in matrix (9) are general ones.

In a general case, for arbitrary values of these parameters, the evaluation of the critical temperature relies on numerical solution of the system of linear equations (16). These equations are fulfilled if and only if

$$\det M = 0 \quad (14)$$

This condition can be satisfied for L different values of the critical temperature T_c from which we choose the highest possible one²⁷.

This value of the critical temperature corresponds to a solution where $m_{1z}, m_{2z}, \dots, m_{Lz}$ are all positive, which is compatible with a ferromagnetic ordering. The other solutions correspond, in principle, to other types of ordering that usually do not occur here.

In this paper, we take J_{aa} as the unit of energy, the length is measured in units of the lattice constant and we introduce the reduced exchange couplings $R_1 = J_{bb}/J_{aa}$ and $R_2 = J_{ab}/J_{aa}$.

Let us begin with the evaluation of the critical temperature with an example: the critical temperature of the site-diluted spin- $\frac{1}{2}$ Ising model for the simplest possible "bulk case" of a

material A (i.e. $N = 4$, $N_0 = 1$, $J_{i,j} = J_{aa}$). Then we can reduce $\det M$ to the following form

$$\det M = \begin{vmatrix} a & b & & & & & & & & & & b \\ b & a & b & & & & & & & & & \\ & b & a & b & & & & & & & & \\ & & & \dots & \dots & & & & & & & \\ & & & & & b & a & b & & & & \\ & & & & & & & \dots & \dots & & & \\ & & & & & & & & & b & a & b \\ & & & & & & & & & b & a & b \\ b & & & & & & & & & & b & a \end{vmatrix}_{(L,L)} \quad (15)$$

whose value is

$$\det M_{bulk} = \prod_{k=1}^L [a + 2b \cos(\frac{2\pi(k-1)}{L})] \quad (16)$$

where the elements in the above determinant are given by

$$a = M_{n,n}(J_{n,n} = J_{n,n-1} = J_{n,n+1} = J_{aa}) \quad (17)$$

$$b = \frac{1}{4}(a + 1) \quad (18)$$

and L in the "bulk" case is an arbitrary number. Now, we obtain the critical temperature from the condition $\det M = 0$.

In Fig. 2, we show the behavior of the bulk critical temperature T_c^A/J_{aa} of the bulk material A as a function of the concentration c of magnetic atoms. With the decrease of c the phase region in which the ferromagnetic ordering is realizable gradually becomes small and vanishes at the bulk critical concentration $c_B = 0.2929$ at which the bulk critical temperature T_c^A/J_{aa} reduces to zero. In particular, for the pure system with $c = 1$ (or the regular simple cubic lattice) the T_c^A/J_{aa} value at $c = 1$ is given by $T_c^A/J_{aa} = 1.2683$ which is to be compared with the mean field approximation result $T_c^A/J_a = 1.5$. Now let us turn to the study of the critical temperatures for the diluted ferromagnet spin- $1/2$ superlattice. We remember that the exchange couplings between the nearest-neighbor spins in the slabs A and B and across the interface are different. These differences influence the form of $\det M$ which can be written as

$$\det M = \alpha \begin{vmatrix} a_1 & 1 & & & & & & & & & & b_1 \\ 1 & c_1 & 1 & & & & & & & & & \\ \dots & \dots & \dots & \dots & \dots & \dots & \dots & \dots & \dots & \dots & \dots & \\ & & & 1 & c_1 & 1 & & & & & & \\ & & & & 1 & a_1 & b_1 & & & & & \\ & & & & & b_2 & a_2 & 1 & & & & \\ & & & & & & 1 & c_2 & 1 & & & \\ \dots & \dots & \dots & \dots & \dots & \dots & \dots & \dots & \dots & \dots & \dots & \\ b_2 & & & & & & & & & 1 & c_2 & 1 \\ & & & & & & & & & & 1 & a_2 \end{vmatrix}_{(L,L)} \quad (19)$$

where the coefficients α , a_1 , a_2 , b_1 , b_2 , c_1 and c_2 are given by

$$\alpha = \left(\frac{1}{M_{1,1/4}}\right)^2 \left(\frac{1}{M_{2,1}}\right)^{L_a-2} \left(\frac{1}{M_{L_a+1,L_a+1/4}}\right)^2 \left(\frac{1}{M_{L_a+2,L_a+1}}\right)^{L_b-2} \quad (20)$$

$$\begin{aligned}
a_1 &= M_{1,1}/M_{1,2}, & a_2 &= M_{L_a+1,L_a+1}/M_{L_a+1,L_a+2} \\
b_1 &= M_{1,0}/M_{1,2}, & b_2 &= M_{L_a+L_b,1}/M_{L_a+1,L_a+2} \\
c_1 &= M_{2,2}/M_{2,1}, & c_2 &= M_{L_a+2,L_a+2}/M_{L_a+2,L_a+1}
\end{aligned}$$

In order to calculate the critical temperatures of the superlattice, we have to solve Eq. (14) numerically in which we substitute $\det M$ by its expression given by Eq. (19) .

We note that for the case of $J_{ab} = 0$ ($R_2 = 0$), the superlattice reduces to two sets of simple films, so there exists separated phase transitions in two slabs. But here, we are interested in the case of $J_{ab} \neq 0$ ($R_2 \neq 0$). Therefore, without loss of generality, we assume the critical temperature of slab A higher than that of slab B , that is $J_{aa} \geq J_{bb}$ ($R_1 = J_{bb}/J_{aa} \leq 1$), and hence $T_c^A/J_{aa} \geq T_c^B/J_{aa}$ where T_c^A/J_{aa} is the bulk critical temperature of a uniform lattice of material A and $T_c^B/J_{aa} = R_1 T_c^A/J_{aa}$.

We have calculated many dependencies of the critical temperature of the superlattice on the reduced interface coupling, superlattice thickness, and concentration of magnetic atoms but here we will present only some particular interesting results.

We first show the critical temperature of the superlattice T_c/J_{aa} as a function of the unit cell width $L = L_a + L_b$ in Fig. 3 when $R_1 = 0.9$, $R_2 = 0.5$, various values of the concentration c of magnetic atoms. Three cases of different L_b are plotted $L_b = 3, 4$ and 5 . We first note that for a given value of c (L_b), T_c/J_{aa} decreases with increasing (decreasing) L_b (c). For a given L_b , it is observed that T_c/J_{aa} increases steadily as L increases indefinitely. For each value of c , all the curves approach the limiting value which is the bulk critical temperature of material A , T_c^A/J_{aa} which depends on c . This is, of course, easily understood.

From Fig. 3, we can also see that T_c/J_{aa} decreases with the increase of the thickness of layer B which is due to $J_{bb} < J_{aa}$ ($R_1 < 1$) and it is easily understood that the bigger L is, the less is the effect of layer B on the critical temperature for a given L_b . When the unit cell width L increases, the critical temperature T_c/J_{aa} increases and finally approaches the bulk critical temperature value, which is simply $\frac{T_c^A}{J_{aa}}(c)$. The critical temperature decreases with the decrease of the concentration c of magnetic atoms.

To study the effects of the reduced interface exchange coupling $R_2 = J_{ab}/J_{aa}$ and the concentration of magnetic atoms c on the critical temperature T_c/J_{aa} of the superlattice, T_c/J_{aa} is calculated as a function of R_2 for fixed $R_1 = 0.9$ and $L_b = 3$ but various values of L_a and various values of the concentration c .

Fig. 4a corresponds to the pure case $c = 1$ and it shows that for $R_2 > 1$ the dependence of T_c/J_a on R_2 is approximately linear in agreement with the results of other methods^{10,13-14}. It is easy to see from this figure that there exists a critical value of the reduced interface exchange R_2^c such that, when $R_2 > R_2^c$ and consequently $T_c/J_{aa} > T_c^A/J_{aa}$, T_c^B/J_{aa} , the system may order in the interface layers before the intralayer ordering, i.e. the interface magnetism dominates. For $R_2 < R_2^c$, $T_c/J_{aa} < T_c^A/J_{aa}$, T_c^B/J_{aa} , we have the contrary situation. Initially it has a

place intralayer ordering, i.e. the intralayer magnetism dominates and the system behaves like metamagnets.

Fig. 4b shows the dependence of T_c/J_{aa} on R_2 for the same values of the parameters as Fig. 4a except here the concentration of magnetic atoms is $c = 0.7$. This figure exhibits some new interesting results for the diluted case. First, the dependence of T_c/J_{aa} on R_2 is not linear and second, it is interesting to note that there exists two critical values of the reduced interface exchange R_2^c , $R_2^c = 1.3952$ and $R_2^c = 5.5277$ such that when $R_2 < 1.3952$ or $R_2 > 5.5277$ and consequently $T_c/J_{aa} < T_c^A/J_{aa}$, T_c^B/J_{aa} , the system may order in the intralayers before the interface ordering and when $1.3952 < R_2 < 5.5277$ and consequently $T_c/J_{aa} > T_c^A/J_{aa}$, T_c^B/J_{aa} , the system may order in the interface layers before the intralayer ordering, i.e. the interface magnetism dominates.

Fig. 4c shows the dependence of T_c/J_{aa} on R_2 for the same values of the parameters as Fig. 4a except here the concentration of magnetic atoms is $c = 0.35$. This figure exhibits also some new interesting results for the diluted case. Here, the dependence of T_c/J_{aa} on R_2 is not linear and the critical temperature of the superlattice T_c/J_{aa} increases with the increase of L_a for L_b fixed and the fact that the interface magnetism disappears in this case.

In Figs. 5a-5c we show the critical temperature of the superlattice as a function of the unit cell thickness L for fixed $L_b = 3$, $R_1 = 0.9$, various values of R_2 and various values of c .

Fig. 5a corresponds to the pure case $c = 1$. The horizontal line corresponds to the case of $R_2 = R_2^c = 1.3585$ such that $T_c/J_{aa} = T_c^A/J_{aa} = 1.2683$ and remains constant for any L_a . We see that T_c/J_{aa} increases with the increase of R_2 . For $R_2 > R_2^c$ the critical temperature of the superlattice is higher than the bulk critical temperature T_c^A/J_{aa} and T_c/J_{aa} decreases with the increase of L to reach an asymptotic value. For $R_2 < R_2^c$ the critical temperature of the superlattice is smaller than the bulk critical temperatures T_c^A/J_{aa} and T_c/J_{aa} increases with the increase of L to reach T_c^A/J_{aa} for large values of L . This suggests that there exists an interface magnetism in the system, i.e., for $R_2 > R_2^c$ the system may order in the interface layers before it orders in the other layers.

Fig. 5b corresponds to the diluted case with $c = 0.7$. The horizontal line corresponds to two critical values of $R_2 = R_2^c = 1.3752$ or 5.5277 such that $T_c/J_{aa} = T_c^A/J_{aa} = 0.8085$ and remains constant for any L_a . Contrary to the pure case, we see that T_c/J_{aa} does not increase with the increase of R_2 . For $1.3752 < R_2 < 5.5277$ the critical temperature of the superlattice is higher than the bulk critical temperature T_c^A/J_{aa} and T_c/J_{aa} decreases with the increase of L to reach an asymptotic value. For $R_2 < 1.3752$ or $R_2 > 5.5277$ the critical temperature of the superlattice is smaller than the bulk critical temperatures T_c^A/J_{aa} and T_c/J_{aa} increases with the increase of L to reach T_c^A/J_{aa} for large values of L . Here the interface magnetism in the system exists only in the region $1.3752 < R_2 < 5.5277$.

Fig. 5c corresponds to the diluted case with $c = 0.35$. Contrary to the pure case, we see that T_c/J_{aa} does not increase with the increase of R_2 . For any value of R_2 , the critical temperature

of the superlattice is always smaller than the bulk critical temperature T_c^A/J_{aa} and T_c/J_{aa} increases with the increase of L to reach an asymptotic value. In this case there is no interface magnetism.

4 CONCLUSION

In conclusion, we have studied the phase transitions in a diluted spin- $\frac{1}{2}$ Ising model of magnetic superlattice using the effective field theory with a probability distribution technique that accounts for the self-spin correlation function. For the pure case, a critical value R_2^c of the reduced interlayer exchange interaction R_2 has been found such that for $R_2 > R_2^c$ ($R_2 < R_2^c$) the interlayer (intralayer) ordering dominates. For ($R_2 < R_2^c$) we found that the critical temperature of the superlattice T_c/J_{aa} is always less than the bulk critical temperature T_c^A/J_{aa} and reaches the last one when the thickness L becomes large but for ($R_2 > R_2^c$), T_c/J_{aa} is always greater than T_c^A/J_{aa} .

The study of the effect of the dilution of magnetic atoms on the critical temperatures of the system is very significant as it has been seen in these two investigated cases $c = 0.7$ and $c = 0.35$. For $c = 0.7$ the behavior of the system is different from the pure case. In particular, two critical values of the reduced exchange coupling have been found and the interface magnetism does not dominate even if the interface exchange interaction R_2 is strong enough. For $c = 0.35$ the interface magnetism is absent even if the critical concentration c of magnetic atoms is larger than the bulk critical concentration $c_B = 0.2929$.

The formalism of transition temperature derivation obtained above is general and can be used for the study of superlattices of various thicknesses and structures. Although we have discussed only ferromagnetic exchanges (all J 's > 0), the formulation is applicable to antiferromagnetic couplings as well. Hence some or all the J 's can be negative. A simple observation can be made: If the exchange interactions between the successive layers are antiferromagnetic (i.e. we have to replace J_{ab} by $-J_{ab}$ (R_2 by $-R_2$) in the equations), the values of the critical temperature are not changed, which is consistent with the discussion of Tilley¹⁰.

Acknowledgements

This work was initiated during a visit of A. S., A. A. and S. M. at the "Université de Metz, France" in the frame of the "Action intégrée N° 46/SM/97" and completed during a visit of the above authors at the Abdus Salam International Centre for Theoretical Physics, Trieste, Italy. The authors would like to thank both organizations. This work was done within the framework of the Associateship Scheme of the Abdus Salam ICTP, Trieste, Italy.

References

1. R. E. Camley and R. L. Stamps, *J. Phys.: Condens. Matter* **5**, 3727 (1993).
2. M. Thomson and J. L. Erskine, *Phys. Rev. B* **31**, 6832 (1985).
3. M. F. Onellion, C. L. Fu, M. A. Thomson, J. L. Erskine and A. J. Freeman, *Phys. Rev. B* **33**, 7322 (1986).
4. M. Farle and K. Baberschke, *Phys. Rev. Lett.* **58**, 511 (1987).
5. W. Durr, M. Taborelli, O. Paul, R. Gernar, W. Gudat, D. Pescia and M. Landolt, *Phys. Rev. Lett.* **62**, 206 (1989).
6. L. L. Hinchey and D. L. Mills, *Phys. Rev. B* **33**, 3329 (1986).
7. L. L. Hinchey and D. L. Mills, *Phys. Rev. B* **34**, 1989 (1986).
8. F. Fishman, F. Schwable and D. Schwenk, *Phys. Lett.* **121 A**, 192 (1987).
9. R. E. Camley and D. R. Tilley, *Phys. Rev. B* **37**, 3413 (1988).
10. D. R. Tilley, *Solid State Commun.* **65**, 657 (1988).
11. J. Barnaś, *J. Phys. C: Solid State Phys.* **21**, 1021 (1988).
12. J. Barnaś, *J. Phys.: Condens. Matter* **2**, 7173 (1990).
13. H. K. Sy and M. H. Ow, *J. Phys.: Condens. Matter* **4**, 5891 (1992).
14. H. K. Sy, *Phys. Rev. B* **45**, 4454 (1992).
15. A. Saber, I. Essaoudi, A. Ainane and M. Saber, in press *Phys. Stat. Sol. (b)* (1998).
16. F. Aguilera-Granja and J. L. Morán-López, *Solid State Commun.* **74**, 155 (1990).
17. M. Saber, *Chin. J. Phys.* **35**, 577 (1997).
18. T. Hai, Z. Y. Li, D. L. Lin and Thomas F. George, *J. Magn. Magn. Matter.* **97** (1991).
19. L. J. de Jongh and A. R. Miedema, *Advan. Phys.* **23**, 1 (1974).
20. T. E. Wood and P. Day, *J. Phys. C* **10**, L333 (1977).
21. P. Wong and P. M. Horn, *Bull. Am. Phys. Soc.* **24**, 363 (1979).
22. S. Oskroff, R. Calvo and W. Giriat, *J. Appl. Phys.* **50**, 7738 (1979).
23. T. Kaneyoshi, I. Tamura and E. F. Sarmiento, *Phys. Rev. B* **28**, 6491 (1983).

24. Qiang Hong, Phys. Rev. B **41**, 9621 (1990).
25. Qiang Hong, Phys. Rev. B **44**, 10101 (1991).
26. A. Benyoussef, N. Boccara and M. Saber, J. Phys.: Condens. Matter **18**, 4275 (1985).
27. A. R. Ferchmin and W. Maciejewski, J. Phys.: Condens. Matter **12**, 4311 (1979).

Figure Captions

Fig. 1: Two dimensional cross section of a unit cell of the superlattice composed of two ferromagnetic materials A and B , where $L = L_a + L_b$ is the thickness of the cell.

Fig. 2: Dependence of the critical temperature T_c^A/J_{aa} of an infinite bulk simple cubic lattice of material A on the concentration c of magnetic atoms.

Fig. 3: Dependence of the critical temperature T_c/J_{aa} of the superlattice on the thickness L for $R_1 = 0.9$, $R_2 = 0.5$, various values of c and various values of L_b .

Fig. 4: The critical temperature T_c/J_{aa} of the superlattice versus the reduced interface exchange interaction $R_2 = J_{ab}/J_{aa}$ for $L_b = 3$, $R_1 = J_{bb}/J_{aa} = 0.9$ and several values of c . The number accompanying each curve denotes the value of L_a .

(a) $c = 1$,

(b) $c = 0.7$,

(c) $c = 0.35$.

Fig. 5: The critical temperature T_c/J_{aa} of the superlattice versus the thickness for $L_b = 3$, $R_1 = J_{bb}/J_{aa} = 0.9$ and several values of c . The number accompanying each curve denotes the value of reduced exchange coupling $R_2 = J_{ab}/J_{aa}$.

(a) $c = 1$,

(b) $c = 0.7$,

(c) $c = 0.35$.

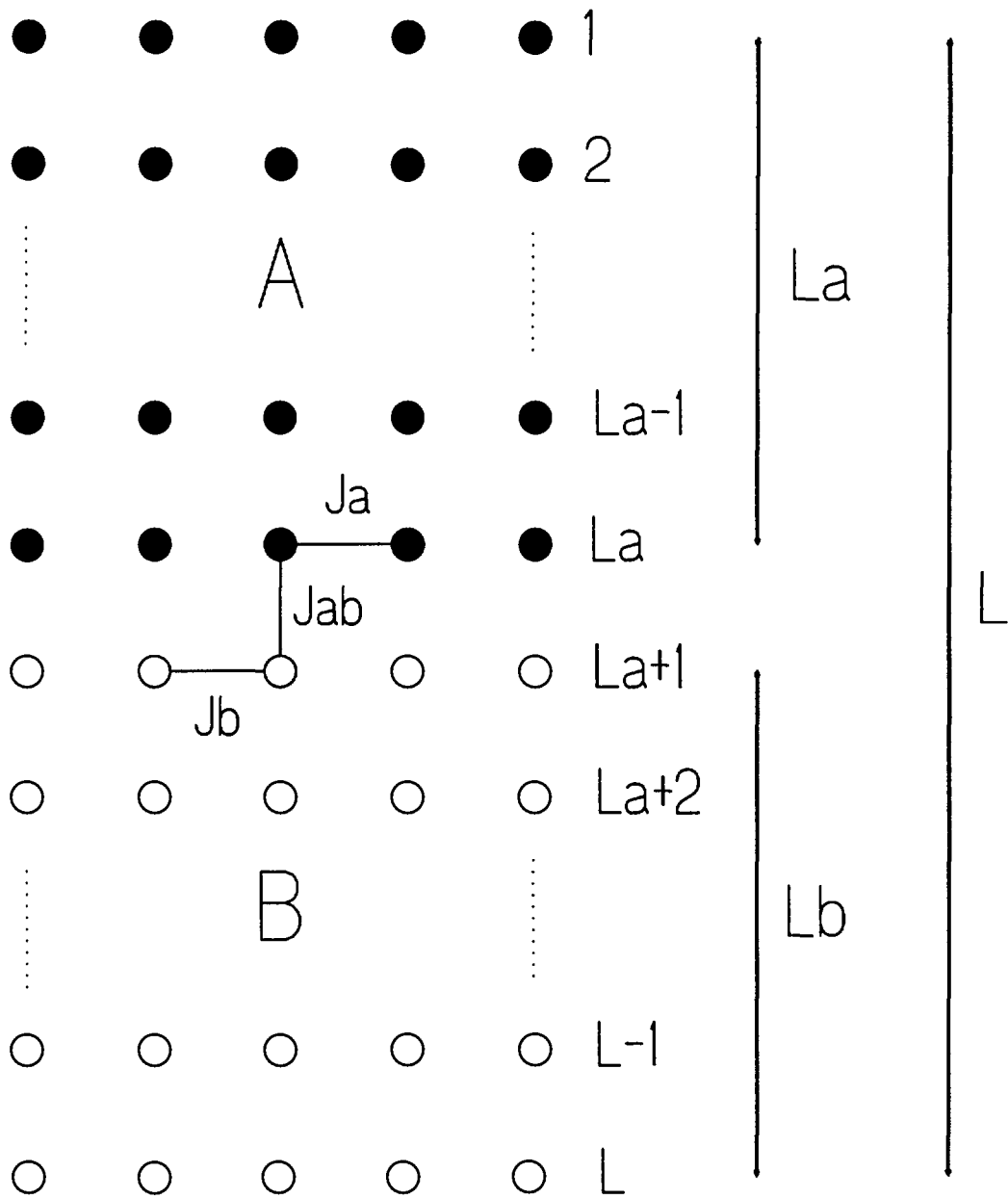


Fig.1

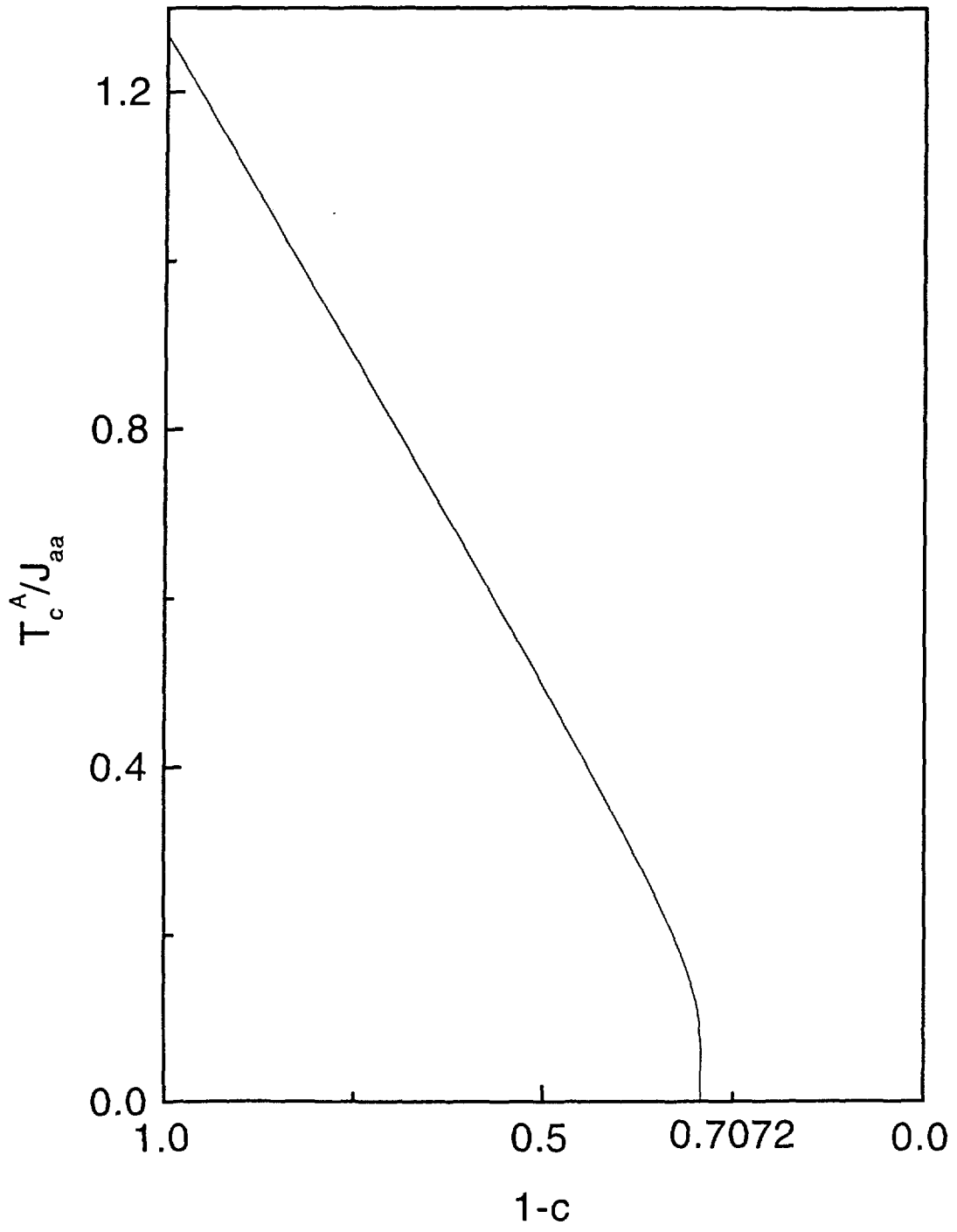


Fig.2

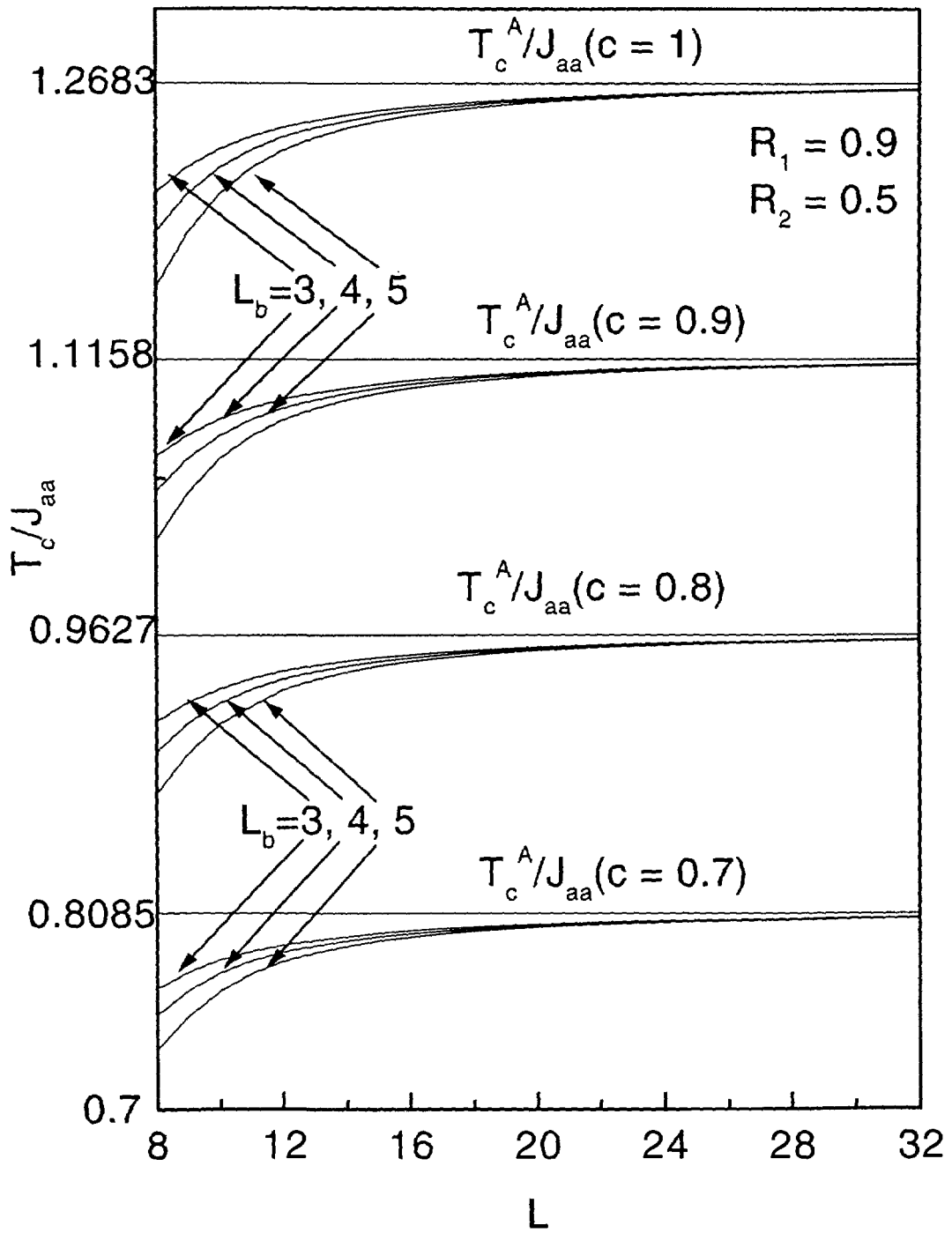


Fig. 3

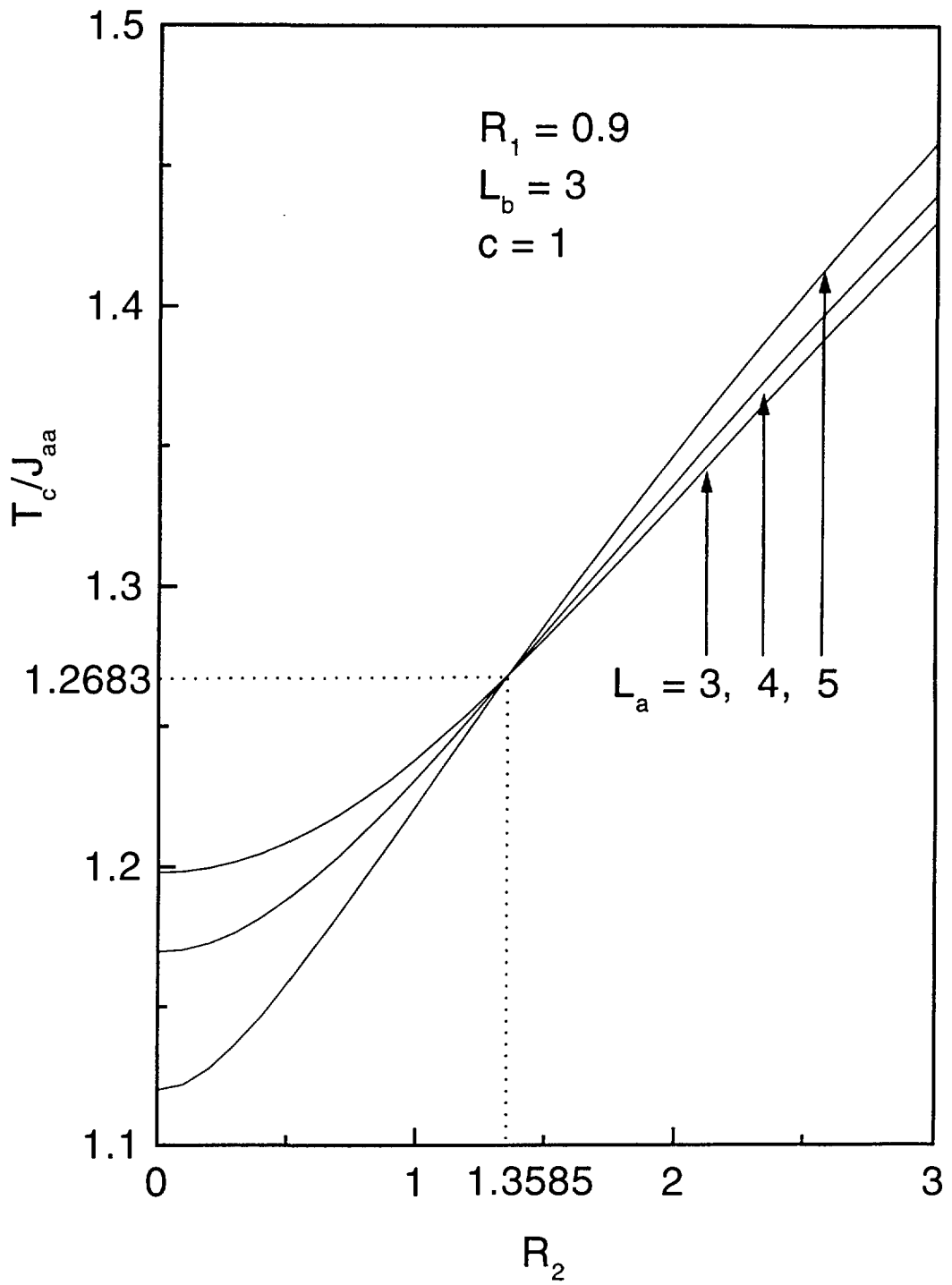


Fig. 4a

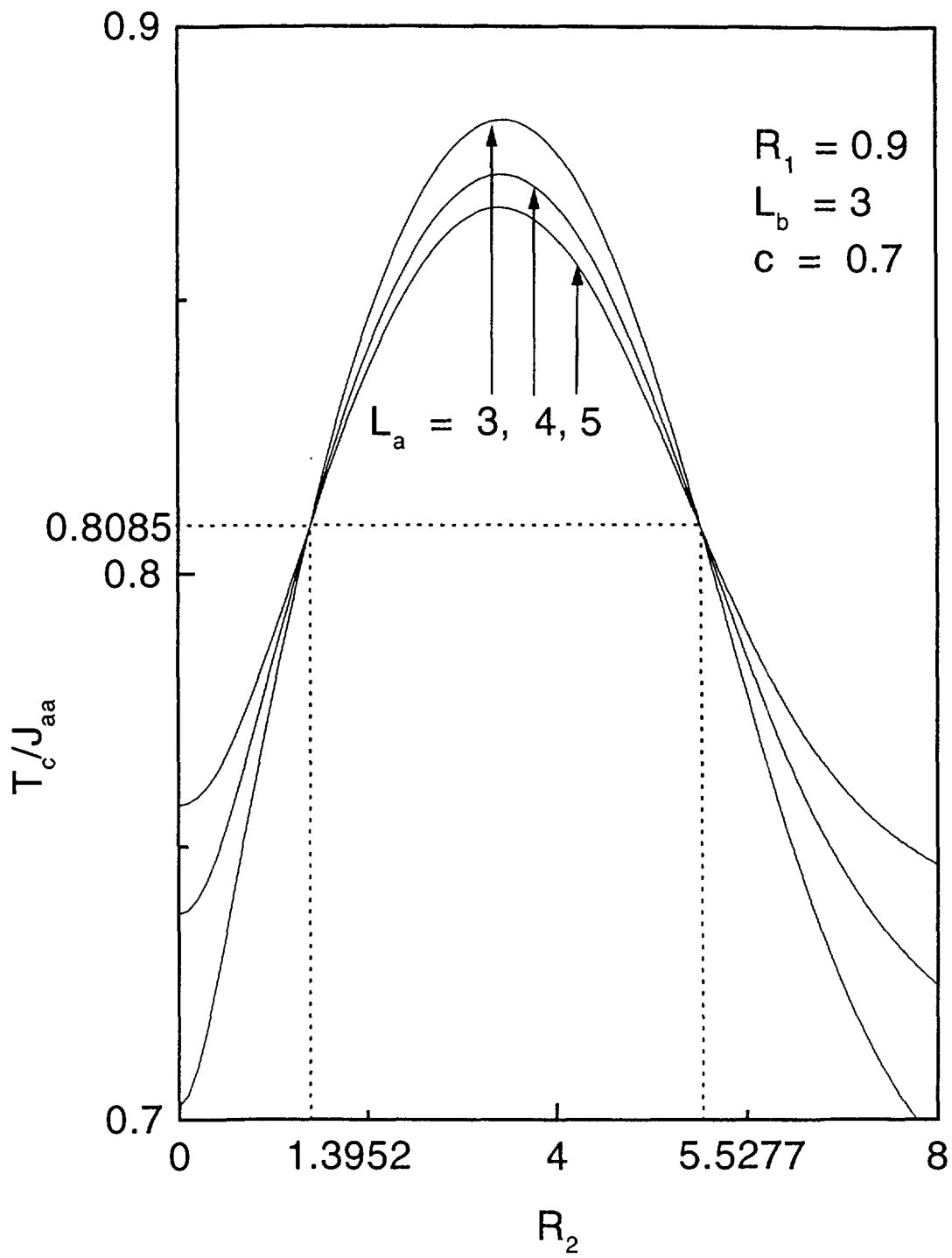


Fig. 4b

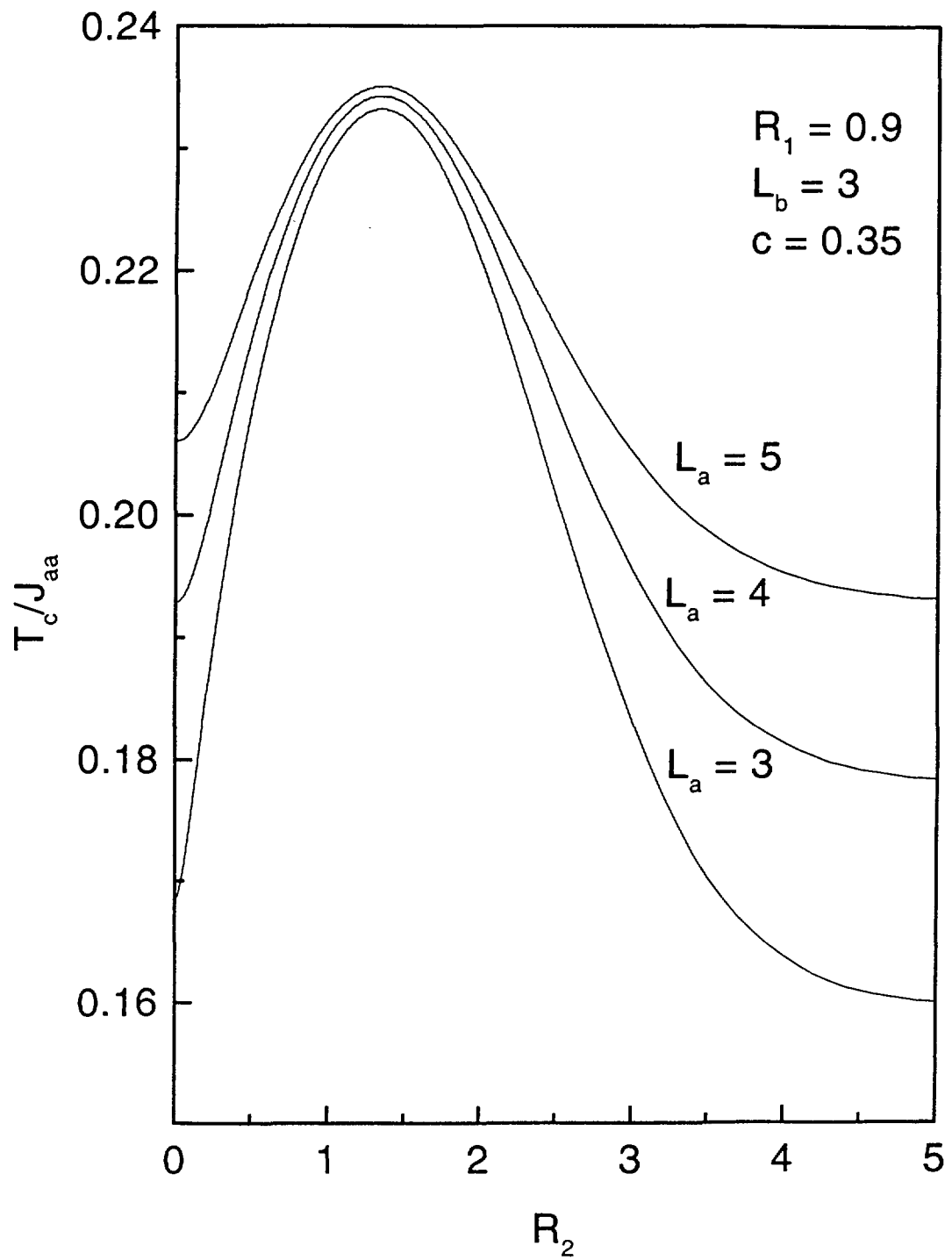


Fig.4c

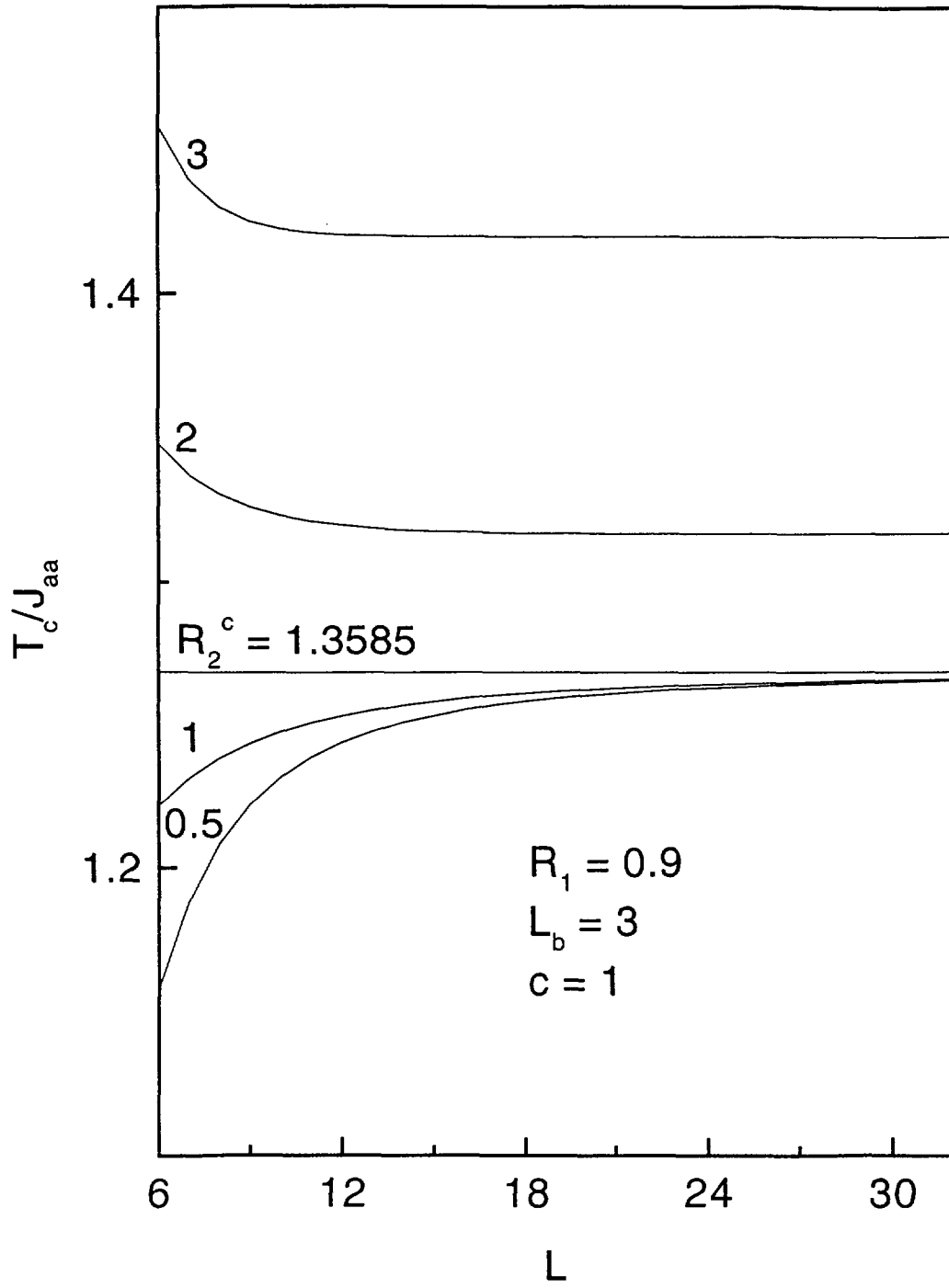


Fig. 5a

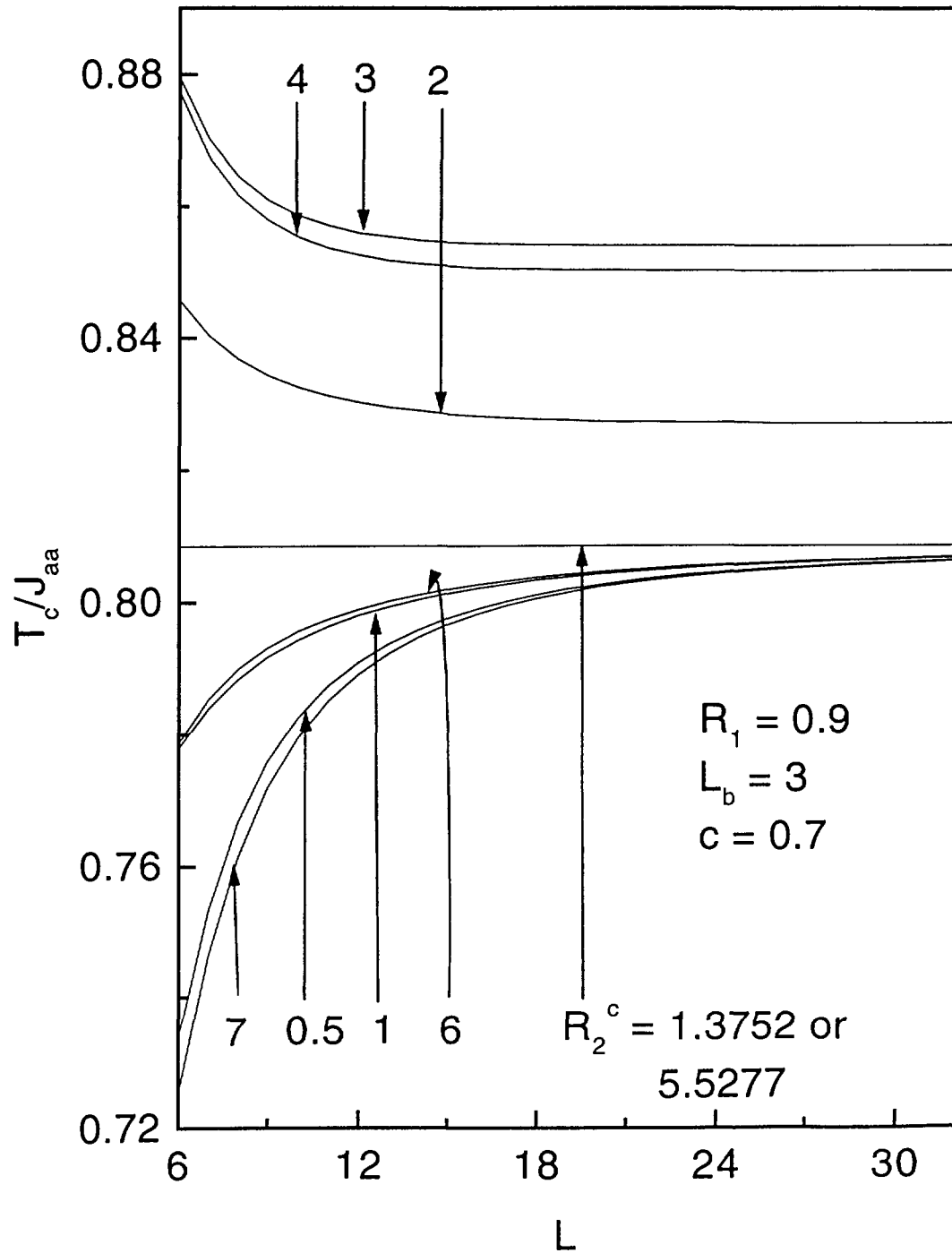


Fig.5b

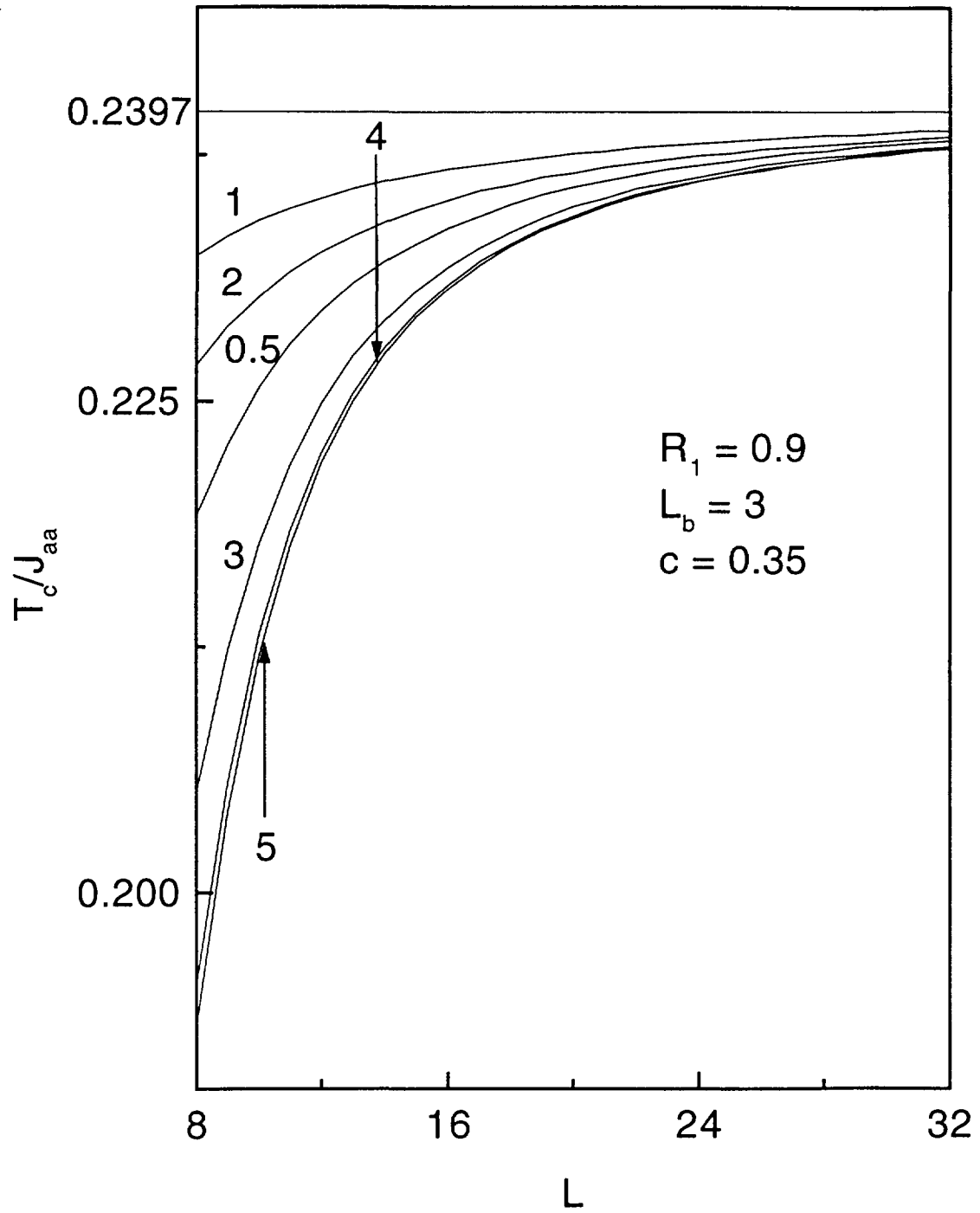


Fig. 5c