




XJ9900180



ОБЪЕДИНЕННЫЙ
ИНСТИТУТ
ЯДЕРНЫХ
ИССЛЕДОВАНИЙ

Дубна

E15-98-340

FIRST MEASUREMENTS
OF $d\mu$ CYCLE CHARACTERISTICS
IN LIQUID H/D/T MIXTURE

Submitted to «Hyperfine Interactions»

h

30 - 24

1998

Yu.P.Averin¹, D.V.Balin², V.R.Bom³, J.N.Bradbury⁴, J.D.Davies⁵,
A.M.Demin¹, D.L.Demin, A.E.Drebushko, V.P.Dzhelepov, C.W.E. van Eijk³,
V.V.Filchenkov, A.N.Golubkov¹, N.N.Grafov, V.G.Grebinnik,
S.K.Grishechkin¹, V.G.Klevtsov¹, A.D.Konin, A.A.Kukolkin¹, S.V.Medved',
A.B.Modenov¹, V.A.Nazarov¹, V.V.Perevozchikov¹, V.I.Pryanichnikov,
V.Ya.Rozhkov¹, A.I.Rudenko, S.M.Sadetsky², G.G.Semenchuk², V.T.Sidorov,
Yu.V.Smirenin², I.I.Sukhoi¹, V.V.Travkin¹, N.I.Voropaev², A.A.Yukhimchuk¹,
V.G.Zinov, S.V.Zlatoustovskii¹

¹ Russian Federal Nuclear Center, All-Russian Research Institute of Experimental Physics,
607200, Sarov, Russia

² St.Petersburg Nuclear Physics Institute, Gatchina, Russia

³ Delft University of Technology, 2629 JB Delft, The Netherlands

⁴ Los Alamos National Laboratory, Los Alamos, NM 87545, USA

⁵ Rutherford Appleton Laboratory, Chilton, Didcot Oxon, OX110QX, UK

1 Introduction

In the last years interest to the triple mixture of hydrogen isotopes arises mainly due to first observation in [1] of unexpected high rate of $dt\mu$ catalysis in a such mixture. Analysis of experiment [1] indicates on important role of the epithermal $t\mu$ atoms on $dt\mu$ molecule formation [2]. Compared to D/T mixture in triple mixture additional epithermal $d\mu$ and $t\mu$ appears because of muon transfer processes from hydrogen with very high rates ($\sim 10^{10} \text{ s}^{-1}$). The reduction of elastic scattering $d\mu$ and $t\mu$ on hydrogen atoms in $\sim 1 \text{ eV}$ region by Ramsauer-Townsend effect leads to increase in number of mesic atoms with epithermal energies. Under this conditions it becomes possible to form $dt\mu$ molecules through the strong resonances at energies 0.2-0.8 eV with high rate as it was shown in [2]. Especially high epithermal $dt\mu$ formation rate is predicted on HD molecules which exceed thermalized rate about two orders. Moreover, the muon transfer rate from epithermal $d\mu$ atoms to tritium is higher due to its strong rise with energy. All these processes could increase the muon catalyzed fusion cycling rate (λ_c). However adding hydrogen to D/T mixture puts in the kinetics $pd\mu$ and $pt\mu$ cycles in which the muon loss probability is close to 100% and hence it is restrictive factor for $dt\mu$ catalysis yield.

The purpose of our experiment is to obtain main characteristics of muon catalyzed dt fusion process in a liquid triple mixture. In our investigations we take advantage of the new experimental method [3] developed at JINR (Dubna). Experiment with liquid triple mixtures has been performed at JINR phasotron during 1997.

2 Experimental setup and method

Scheme of the experiment is showed on Fig.1. The cylindrical target filled with H/D/T mixture is placed in the center of the setup. It is surrounded by the fast cylindrical multiwire proportional chamber 4+5 (MWPC) which detects electrons from muon decay. Several wires of MWPC (4) are allocated for registration of

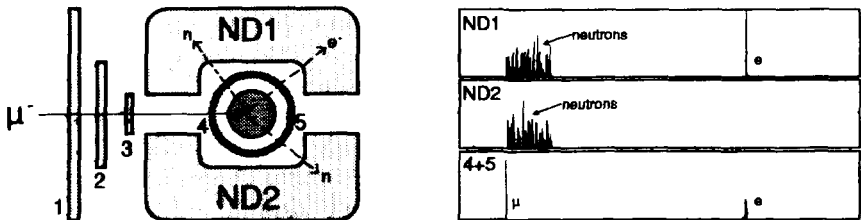


Figure 1: Setup and experimental event

incoming muons. System of scintillation counters 1, 2, 3 and the part of MWPC 4 are intended for an exact determination of the muon stop in the target. The

trigger demands one decay electron in the target during $20 \mu\text{s}$ after the muon stop excluding first 200 ns to suppress the background from muon stops in the target walls. The neutron spectrometer (plastic scintillator) consisting of two detectors ND1 and ND2 is destined to detect neutrons from dt fusion reactions with high efficiency ($\varepsilon_n \simeq 70\%$ at lowest threshold). Signals from detectors were digitized on FADCs (8 bit \times 2048 samples, 100 MHz) and charge collected from neutrons then was analyzed.

The target vessel was filled with mixture of hydrogen isotopes extracted from the metalhydrid gas generator. To achieve the high target purity on admixtures with $Z > 1$ the mixture is purified before filling in the palladium filters up to 0.1 ppm. To determine molecular concentrations in the target we preformed chromatography analysis of the mixture before filling and after evacuation. More detailed information about filling system, apparatus and tritium target one can find in Refs. [4, 5, 6].

High $dt\mu$ cycling rate and high neutron detection efficiency cause frequent pile-ups of neutron signals (see Fig. 1). To solve this problem the new analysis method has been developed. In this method the main parameters of $dt\mu$ catalysis were obtained from the summarized neutrons charge time spectrum. This spectrum is proportional to the well-know neutrons time spectrum used in previous methods but it is created without requirement of individual neutron signal. The neutrons charge time spectrum is described by formulae

$$N_q(t) = \bar{q} N_\mu \varepsilon_n \lambda_c \varphi e^{-(\omega \lambda_c \varphi + \lambda_0)t}, \quad (1)$$

where \bar{q} is an average charge per one neutron obtained from calibration experiment, N_μ is the normalized factor, φ is the relative hydrogen density (in LHD), ω is the total sticking probability, λ_0 is the muon decay rate.

3 Results

The measurements were done with four sets of isotope concentrations at temperature 22 K. The collected time spectra for electron and fusion neutrons are shown on Fig. 2. In the analysis we took only events with coincidence of electron signal in MWPC and electron signal in one of the neutron detector parts that allows to separate electron signal from neutron signals and suppress background. The electron time spectrum is a sum of two exponents the fastest of which ($\tau=200$ ns) is caused by decay of the muons captured in the target walls and parts of the design. Parameters of this background were investigated in experiment with empty target. Under analysis it is subtracted by the appropriate fit procedure of the electron time spectrum. From the same fit we obtained normalized factor N_μ in formulae (1) as square under the slow exponent which is caused muon decay in the target. Slope of the slow exponent was obtained $\lambda_{exp}=0.457 \pm 0.002 \mu\text{s}^{-1}$ which is very close to the free muon decay rate $\lambda_0=0.455 \mu\text{s}^{-1}$. Thus the summarized concentration of oxygen and nitrogen in the target is not greater then 0.5 ppm.

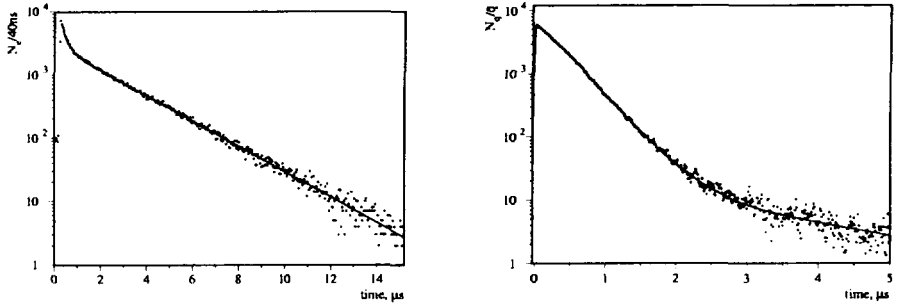


Figure 2: Electron time and neutrons charge time spectra

The neutrons charge time spectrum consists of two components, the first one corresponds neutrons from $dt\mu$ catalysis and is described by (1). The second component is caused by gamma quants from nuclear reactions in $pd\mu$ and $pt\mu$ molecules and neutrons from $dt\mu$ cycles that follow these nuclear reactions in case muon rejuvenation. This component has a slope closed to λ_0 and its influence on values of the main parameters is negligible under conditions of the experiment. Effect of $pd\mu$ and $pt\mu$ cycles manifests itself on value of total sticking probability (ω). To obtain main parameters of $dt\mu$ catalysis the neutrons charge time spectrum was fitted with sum of formulae (1) and exponent having free amplitude parameter.

Results of the analysis on main parameters of $dt\mu$ catalysis (neutron yield, cycling rate and total sticking probability) in triple mixture are shown in Table 1. Values

Table 1: Experimental results in liquid H/D/T mixture

Run	1	2	3	4
Concentrations, %	$C_p=32.1(1.7)$	$C_p=55.8(1.1)$	$C_p=22.1(1.6)$	$C_p=50.4(1.0)$
	$C_d=57.2(1.7)$	$C_d=37.0(1.1)$	$C_d=52.1(1.6)$	$C_d=34.2(1.0)$
	$C_t=10.7(0.3)$	$C_t=7.2(0.2)$	$C_t=25.8(0.8)$	$C_t=15.4(0.3)$
	$C_{D_2}=32.5(0.9)$	$C_{D_2}=14.3(0.3)$	$C_{D_2}=28.9(0.8)$	$C_{D_2}=11.3(0.2)$
	$C_{HD}=37.5(0.6)$	$C_{HD}=40.0(0.8)$	$C_{HD}=21.2(0.6)$	$C_{HD}=35.0(0.7)$
Density (φ), LHD	1.12(0.03)	1.08(0.02)	1.14(0.03)	1.10(0.02)
Y_n , $\frac{\text{neutrons}}{\text{muon}}$	13.6(0.8)	3.78(0.23)	29.8(1.7)	8.1(0.5)
λ_{c_i} , μs^{-1}	34.8(2.5)	15.3(1.1)	75(5)	29.7(2.0)
ω , %	6.2(0.4)	23.7(1.4)	2.82(0.17)	8.1(0.5)

of errors in the table take into account the error of neutron detection efficiency calculation assumed equal 5% [7].

Available results have demonstrated general decrease of dt fusion yield as compares with D/T mixture Fig. 3. For example the measured also in the same experiment neutron yield in D/T mixture $Y_n \simeq 115$ at $C_t=35\%$ [8] drastically decreased to

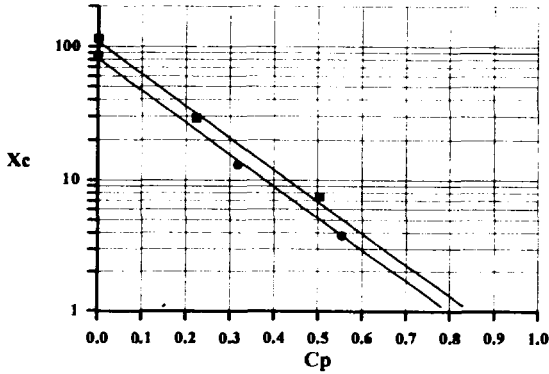


Figure 3: Neutron yield X_c as a function of protium concentration C_p in a triple H/D/T mixture. The upper line corresponds to $C_i/C_d = 0.5$, the lower line corresponds to $C_i/C_d = 0.2$

value ≈ 30 with adding 22% of hydrogen in run 3.

Preliminary analysis of λ_c dependence on concentrations indicates that $dt\mu$ formation in liquid H/D/T mixture occurs mainly on D_2 molecules as in liquid D/T mixture. So in runs 2 and 4 with less D_2 concentration, cycling rate is less than one in run 1 having similar tritium and HD concentration but larger amount of D_2 molecules. Even more in run 1 the tritium concentration is 1.5 times less than in run 4 but cycling rate is higher due to most D_2 molecules concentration. Consequently the epithermal mechanism of $dt\mu$ formation is not so intensive in the liquid H/D/T mixture as it was expected. Our estimation gives the contribution of the epithermal processes in λ_c about 15-25% of its value.

As it is seen from the table the value of total sticking probability (ω) is much higher than in D/T mixture [8]. That is caused by the presence of $pd\mu$ and $pt\mu$ cycles in which muon loss probability is high. Slow component of the neutrons time spectrum is also caused by these cycles (mainly by $pd\mu$ one). It is supposed that advanced kinetics analysis of the neutron time spectra will give information about detailed kinetics parameters in H/D/T mixture. This work is in progress.

4 Conclusion

In the experiment the first investigation of the muon catalyzed dt fusion in liquid H/D/T mixture was carried out. Values of the main parameters of $dt\mu$ catalysis in H/D/T mixture were obtained by the new analysis method. General decrease of fusion yield in the liquid H/D/T mixture as compared with D/T was established.

5 Acknowledgments

This work was performed under the assistance of ISTC (grant 025 – 95) and RFBR (grant 97 – 02 – 16882). The authors are grateful to Prof. L.I. Ponomarev for very helpful discussions and his attention to this experiment.

References

- [1] C. Petitjean et al., μ CF, Muon Cat. Fus. **5/6**(1990/91), 261.
- [2] V.E. Markushin et al., Preprint PSI-PR-92-26(1996).
- [3] D.L. Demin et al., Hyp. Int., **101/102**(1996), 591.
- [4] V.G. Zinov et al., Preprint JINR, P13-96-439(1996).
- [5] N.N. Grafov et al., Preprint JINR P-13-97-243(1997).
- [6] A.A. Yukhimchuk and V.N. Lobanov, Hyp. Int., **101/102**(1996), 661.
- [7] V.R. Bom and V.V. Filchenkov, Proc. of the Int. Workshop EXAT–98, 19 – 24 July 1998, Ascona, Switzerland.
- [8] V.V. Filchenkov et al., Proc. of the Int. Workshop EXAT–98, 19 – 24 July 1998, Ascona, Switzerland.

Received by Publishing Department
on December 8, 1998.

**SUBJECT CATEGORIES
OF THE JINR PUBLICATIONS**

Index	Subject
1.	High energy experimental physics
2.	High energy theoretical physics
3.	Low energy experimental physics
4.	Low energy theoretical physics
5.	Mathematics
6.	Nuclear spectroscopy and radiochemistry
7.	Heavy ion physics
8.	Cryogenics
9.	Accelerators
10.	Automatization of data processing
11.	Computing mathematics and technique
12.	Chemistry
13.	Experimental techniques and methods
14.	Solid state physics. Liquids
15.	Experimental physics of nuclear reactions at low energies
16.	Health physics. Shieldings
17.	Theory of condensed matter
18.	Applied researches
19.	Biophysics

**The Publishing Department
of the Joint Institute for Nuclear Research
offers you to acquire the following books:**

Index	Title
94-55	Proceedings of the International Bogoliubov Memorial Meeting. Dubna, 1993 (216 p. in Russian and English)
D3,14-95-323	VII School on Neutron Physics. Lectures. Vol.1. Dubna, 1995 (356 p. in Russian and English)
E10,11-95-387	Proceedings of the ESONE International Conference 'RTD'94 on REAL TIME DATA 1994 with Emphasis on Distributed Front-End Processing. Dubna, 1994 (358 p. in English)
D15-96-18	Proceedings of the International Workshop Charge and Nucleon Radii of Exotic Nuclei. Poznan, 1995 (172 p. in Russian and English)
E9-96-21	Proceedings of VII ICFA Beam Dynamics Workshop on «Beam Issues for Multibunch, High Luminosity Circular Colliders». Dubna, 1995 (198 p. in English)
E2-96-100	Proceedings of the 3rd International Symposium «Dubna Deuteron-95». Dubna, 1995 (374 p. in English)
E2-96-224	Proceedings of the VII International Conference «Symmetry Methods in Physics». Dubna, 1996 (2 volumes, 630 p., in English)
E-96-321	Proceedings of the International Conference «Path Integrals: Dubna'96». Dubna, 1996 (392 p. in English)
E3-96-336	Proceedings of the IV International Seminar on Interaction of Neutrons with Nuclei. Dubna, 1996 (396 p. in English)
E3-96-369	Proceedings of the X International Conference «Problems of Quantum Field Theory». Dubna, 1996 (437 p. in English)
E3-96-507	Proceedings of the International Workshop «Polarized Neutrons for Condensed Matter Investigations». Dubna, 1996 (154 p. in English)
D1,2-97-6	Proceedings of the International Workshop «Relativistic Nuclear Physics: from MeV to TeV». Dubna, 1996 (2 volumes 418 p. and 412 p. in English and Russian)
E7-97-49	Proceedings of the 3rd International Conference «Dynamical Aspects of Nuclear Fission». Slovakia, 1996 (426 p. in English)
E1,2-97-79	Proceedings of the XIII International Seminar on High Energy Physics Problems. Relativistic Nuclear Physics and Quantum Chromodynamics. Dubna, 1996 (2 volumes, 364 p. and 370 p. in English)
D5,11-97-112	Proceedings of the 9th International Conference «Computational Modelling and Computing in Physics». Dubna, 1996 (378 p. in English)

Index	Title
E2-97-213	Proceedings of the V International Seminar on Interaction of Neutron with Nuclei «Neutron Spectroscopy, Nuclear Structure, Related Topics». Dubna, 1997 (446 p. in English)
E2,4-97-263	Proceedings of the Third International Conference «Renormalization Group'96». Dubna, 1996 (436 p. in English)
E10-97-272	Proceedings of the Data Acquisition Systems of Neutron Experimental Facilities (DANEF'97). Dubna, 1997 (325 p. in English)
D19-97-284	Proceedings of the International Symposium «Problems of Biochemistry. Radiation and Space Biology». Dubna, 1997 (2 volumes 284 p. and 405 p. in Russian and English)
E2-97-413	Proceedings of the VII Workshop on High Energy Spin Physics (SPIN'97). Dubna, 1997 (398 p. in English)

Please apply to the Publishing Department of the Joint Institute for Nuclear Research for extra information. Our address is:

Publishing Department
 Joint Institute for Nuclear Research
 Dubna, Moscow Region
 141980 Russia
 E-mail: publish@pds.jinr.dubna.su.

Аверин Ю.П. и др.

E15-98-340

Первые измерения параметров $d\mu$ цикла в жидкой H/D/T смеси

Впервые проведены исследования явления μ -катализа в плотной тройной смеси изотопов водорода. Экспериментальный метод основан на регистрации нейтронов $d\mu$ синтеза детекторами полного поглощения в условиях 4π -геометрии. Проведены измерения в H/D/T смеси при температуре $T = 22$ К и плотности $\varphi \simeq 1,1$ от плотности жидкого водорода при четырех различных значениях концентраций изотопов. Представлены основные параметры $d\mu$ -цикла (выход нейтронов, скорость цикла и полный коэффициент прилипания) в H/D/T смесях.

Работа выполнена в Лаборатории ядерных проблем ОИЯИ.

Препринт Объединенного института ядерных исследований. Дубна, 1998

Averin Yu.P. et al.

E15-98-340

First Measurements of $d\mu$ -Cycle Characteristics
in Liquid H/D/T Mixture

The muon catalyzed fusion in dense triple mixture of hydrogen isotopes has been investigated for the first time. The experimental method is based on the registration of neutrons from $d\mu$ fusions by a full absorption detectors in 4π geometry. The measurements have been performed in H/D/T mixture at $T = 22$ K and $\varphi \simeq 1.1$ LHD at four sets of isotope concentrations. The basic parameters of $d\mu$ cycle (neutron yield, cycling rate and total sticking) in H/D/T mixtures are presented and discussed.

The investigation has been performed at the Laboratory of Nuclear Problems, JINR.

Preprint of the Joint Institute for Nuclear Research. Dubna, 1998

Макет Т.Е.Попеко

Подписано в печать 30.12.98
Формат 60 × 90/16. Офсетная печать. Уч.-изд. листов 0,99
Тираж 320. Заказ 51097. Цена 1 р. 18 к.

Издательский отдел Объединенного института ядерных исследований
Дубна Московской области