

MAY 19 1997

ENGINEERING DATA TRANSMITTAL

Page 1 of 1

1. EDT 620790

Sta. 37

2. To: (Receiving Organization) Distribution		3. From: (Originating Organization) Fuel Characterization Project/2T650		4. Related EDT No.:	
5. Proj./Prog./Dept./Div.: Spent Nuclear Fuel Project		6. Design Authority/ Design Agent/Cog. Engr.: L. A. Lawrence		7. Purchase Order No.: N/A	
8. Originator Remarks: For approval and information.				9. Equip./Component No.: N/A	
11. Receiver Remarks: 11A. Design Baseline Document? [] Yes [X] No				10. System/Blgd./Facility: K Basins/100-K	
				12. Major Assm. Dwg. No.: N/A	
				13. Permit/Permit Application No.: N/A	
				14. Required Response Date: N/A	

15. DATA TRANSMITTED					(F)	(G)	(H)	(I)
(A) Item No.	(B) Document/Drawing No.	(C) Sheet No.	(D) Rev. No.	(E) Title or Description of Data Transmitted	Approval Designator	Reason for Transmittal	Originator Disposition	Receiver Disposition
1	HNF-SD-SNF-SP-020		0	STRATEGY FOR THERMO-GRAVIMETRIC ANALYSIS OF K EAST FUEL SAMPLES	N/A	1,3	1	

16. Approval Designator (F)		Reason for Transmittal (G)			Disposition (H) & (I)		
E, S, Q, D or N/A (see WHC-CM-3-5, Sec.12.7)		1. Approval	4. Review	1. Approved	4. Reviewed no/comment		
		2. Release	5. Post-Review	2. Approved w/comment	5. Reviewed w/comment		
		3. Information	6. Dist. (Receipt Acknow. Required)	3. Disapproved w/comment	6. Receipt acknowledged		

17. SIGNATURE/DISTRIBUTION (See Approval Designator for required signatures)

(G) Reason	(H) Disp.	(J) Name	(K) Signature	(L) Date	(M) MSIN	(G) Reason	(H) Disp.	(J) Name	(K) Signature	(L) Date	(M) MSIN
		Design Authority									
		Design Agent									
1		Cog. Eng. L.A. Lawrence	<i>[Signature]</i>	5/16/97	HQ-40						
1		Cog. Mgr. R.P. Omberg	<i>[Signature]</i>	5/14/97	HQ-40						
		QA									
		Safety									
		Env.									

18. Signature of EDT Originator <i>[Signature]</i> L.A. Lawrence 5/16/97		19. Authorized Representative Date for Receiving Organization		20. Design Authority/ Cognizant Manager R.P. Omberg <i>[Signature]</i> 5/14/97		21. DOE APPROVAL (if required) Ctrl. No. [] Approved [] Approved w/comments [] Disapproved w/comments	
--	--	---	--	---	--	---	--

STRATEGY FOR THERMO-GRAVIMETRIC ANALYSIS OF K EAST FUEL SAMPLES

L. A. Lawrence

DE&S Hanford, Inc., Richland, WA 99352

U.S. Department of Energy Contract DE-AC06-96RL13200

EDT/ECN: 620790

UC: 2070

Org Code: 2T650

Charge Code: LB027

B&R Code: EW7040000

Total Pages: 19


Key Words: Strategy, Thermo-Gravimetric Analysis Fuel Examinations, 105-K West, Spent Nuclear Fuel

Abstract: A strategy was developed for the Thermo-Gravimetric Analysis (TGA) testing of K East fuel samples for oxidation rate determinations. Tests will first establish if there are any differences for dry air oxidation between the K West and K East fuel. These tests will be followed by moist inert gas oxidation rate measurements. The final series of tests will consider pure water vapor i.e., steam.

TRADEMARK DISCLAIMER. Reference herein to any specific commercial product, process, or service by trade name, trademark, manufacturer, or otherwise, does not necessarily constitute or imply its endorsement, recommendation, or favoring by the United States Government or any agency thereof or its contractors or subcontractors.

Printed in the United States of America. To obtain copies of this document, contact: Document Control Services, P.O. Box 950, Mailstop H6-08, Richland WA 99352, Phone (509) 372-2420; Fax (509) 376-4989.

Janis Bishop 5-19-97
Release Approval Date



Release Stamp


Approved for Public Release


STRATEGY FOR THERMO-GRAVIMETRIC ANALYSIS OF K EAST FUEL SAMPLES


L. A. Lawrence
Duke Engineering & Services Hanford, Inc.


May 1997


Document Title: **STRATEGY FOR THERMO-GRAVIMETRIC ANALYSIS OF K EAST FUEL SAMPLES**

Prepared by:  5/7/97
L.A. Lawrence
Spent Nuclear Fuel Evaluations Date

Approved by:  5/7/97
B. J. Makenas
Spent Nuclear Fuel Evaluations Date

Approved by:  5/16/97
R. P. Omberg, Manager
Spent Nuclear Fuel Evaluations
Characterization Program Date

Approved by:  5-14-97
JA 5/14/97
S. C. Marschman, Manager
Fuels and Dry Storage
Pacific Northwest National Laboratory
Spent Nuclear Fuels Project Date

Approved by:  5/15/97
M. Kummerer
Nuclear Safety (200 Area) Date

Approved by:  5/16/97
R. P. Omberg, Manager
Nuclear Safety (200 Area) Date

This page intentionally left blank.

EXECUTIVE SUMMARY

A strategy was developed for the Thermo-Gravimetric Analysis (TGA) testing of K East fuel samples for oxidation rate determinations. This strategy supports the preparation of the Safety Analysis Report and process design for the Integrated Process Strategy with special focus on Cold Vacuum Drying and Staging. Tests will first establish if there are any differences for dry air oxidation between the K West and K East fuel. These tests will be followed by moist inert gas oxidation rate measurements. The final series of tests will consider pure water vapor i.e., steam. Detailed Test Instructions will be prepared based on this strategy document and appropriate Letters of Instruction.

This page intentionally left blank.

CONTENTS

1.0 INTRODUCTION	7
2.0 ISSUES FOR K EAST FUEL THERMO-GRAVIMETRIC ANALYSIS TESTING	9
3.0 MEASUREMENT STRATEGY	11
3.1 TEST MATRICES	11
4.0 REFERENCES	17

LIST OF FIGURES

1. Logic Diagram for Initial Decisions Concerning Thermo-Gravimetric Analyses Testing 12

LIST OF TABLES

1. Test Matrix for K East Fuel Dry Air Oxidation 13

2. Test Matrix for K East Fuel Moist-Inert Gas Mixture Oxidation 14

3. Test Matrix for K East Dry Air Oxidation of Samples from Element 2722E 16

4. Test Matrix for K East Fuel Steam Oxidation 16

STRATEGY FOR THERMO-GRAVIMETRIC ANALYSIS OF K EAST FUEL SAMPLES

1.0 INTRODUCTION

This plan establishes the strategy and specific measurements to be conducted for the Thermo-Gravimetric Analysis (TGA) testing of the K East fuel samples for oxidation rate determinations. These examinations will provide essential first time data from the fuel stored in K East to support the preparation of the Safety Analysis Report and process design for the Integrated Process Strategy.

Small samples were removed from the damaged end of two K East fuel elements (i.e., Elements 2722E and 2540E) for the TGA testing (Lawrence 1996a). Thermo-gravimetric analysis testing for chemical reaction rates, hydrogen release, and fuel drying studies were identified in the Data Quality Objectives (DQO) for these K East fuel elements (Lawrence 1996b).

The DQO did not however provide the specific measurements to be conducted to address the current issues related to utilization of oxidation rate data in the process design and safety calculations. This strategy document provides the specific tests to be conducted on the K East fuel samples. This strategy may be modified in the future to better address the performance issues as data are accumulated on the behavior of the K East fuel material.

This page intentionally left blank.

2.0 ISSUES FOR K EAST FUEL THERMO-GRAVIMETRIC ANALYSIS TESTING

Oxidation rate measurements of the K West fuel samples have shown the rates in dry air for damaged fuel to be higher than the rate equation obtained from the laboratory measurements of unirradiated uranium (Abrefah 1996). The damaged fuel in the K East Basin is different in appearance from the K West fuel that was stored in closed canisters (Pitner 1995, 1997). These differences in the appearance and extent of damage may lead to differences in the oxidation rate for the damaged fuel. The question is, "Does the K East fuel represent a different population or does the damaged fuel in both basins behave similarly in dry air?"

The second issue relates to the oxidation behavior in atmospheres different from dry air. Laboratory measurements of K West fuel showed the moist air oxidation rates to generally agree with the literature based on moist air oxidation of unirradiated uranium (Abrefah 1997). Sample environments in addition to dry and moist air that are of interest to the process and safety calculations include steam, moist inert gas mixtures, hydrogen, and also nitrogen (Lawrence 1997).

Current priorities for the Cold Vacuum Drying (CVD) safety analysis have identified steam and moist inert gas mixtures as the areas of most concern. Steam and liquid water conditions occur during the actual CVD cycles whereas the moist inert gas mixtures occur during CVD, transportation, and staging.

In summary, the following questions were identified for the TGA testing of K East fuel samples.

1. Does the K East damaged fuel represent a different population compared to the K West damaged fuel for oxidation rate behavior?
2. What are the reaction rates for damaged fuel in steam, moist inert gas mixtures, hydrogen, and nitrogen, in addition to dry and moist air?

Secondary questions such as, what is the sample to sample variability in behavior for a given sample or set of test conditions, and what are the effects of differing test conditions such as relative humidity of the gas mixtures, etc., will also be addressed by the measurements outlined in this strategy.

This page intentionally left blank.

3.0 MEASUREMENT STRATEGY

The measurement strategy selected was to first compare the measurements for dry air oxidation from K East fuel to those from K West for a limited number of samples. These measurements will be followed by a series of measurements in moist inert gas mixtures. During this time interval the design and equipment procurements and assembly will be completed to upgrade the TGA to handle steam. These two parallel activities ensure that the TGA is being fully utilized to address the identified issues as well as being upgraded to handle steam.

The logic for the initial decisions concerning the TGA testing is summarized in Figure 1. If the dry air oxidation rates of K East fuel samples compare favorably to the measurements of similar samples from K West, then the testing will proceed to the measurements for moist inert gas mixtures and steam. If however, the oxidation rates for K East fuel are different from K West then the question is does K East dry air bound K West experience? If the K East measurements bound K West then the K East measurements can be utilized in the analyses for K West and the measurements will proceed with K East samples in moist inert gas mixtures and steam oxidation. If the measurements do not bound the K West data, that is the K East measurements suggest lower oxidation rates than K West, it will be necessary to revise this strategy and test matrices to expand the measurements for the K West fuel elements removed from the basin during the second fuel examination campaign in K West. K West fuel will be the first material removed from the basins and processed for interim storage. Therefore, a definitive basis of oxidation rate data for K West fuel is necessary to proceed with overall project plans.

3.1 TEST MATRICES

The following matrices were established for the testing. The test matrix for dry air oxidation includes samples from elements from both K East and K West (Table 1). The initial test matrix includes four tests with K West fuel samples, i.e., Elements 4366 and 4378, to increase the data points for the temperature range being tested. Discussions concerning the anticipated statistical comparison of the limited K West and K East data suggested that adding three temperatures primarily at temperatures expected in the process would strengthen the statistical analysis. Measurements of samples from the K East Element 2540E will be conducted at the same temperatures as the K West samples i.e., 150 to 350 °C. Specific sample numbers will be established when the sectioning is completed and the samples characterized as to size, surface condition, sample weight, etc. Similar samples will be selected to minimize sample to sample variability in order to focus on establishing the temperature dependence on the oxidation rate.

The test matrix for moist-inert gas mixtures includes temperature, ranging from 100 to 350 °C (Table 2). Helium-water mixtures at two different partial pressures of water in the system at temperatures are included along with duplicate test samples at the lower temperatures to establish sample-to-sample variability in the material response to the test conditions. These

Figure 1. Logic Diagram for Initial Decisions Concerning Thermo-Gravimetric Analyses Testing.

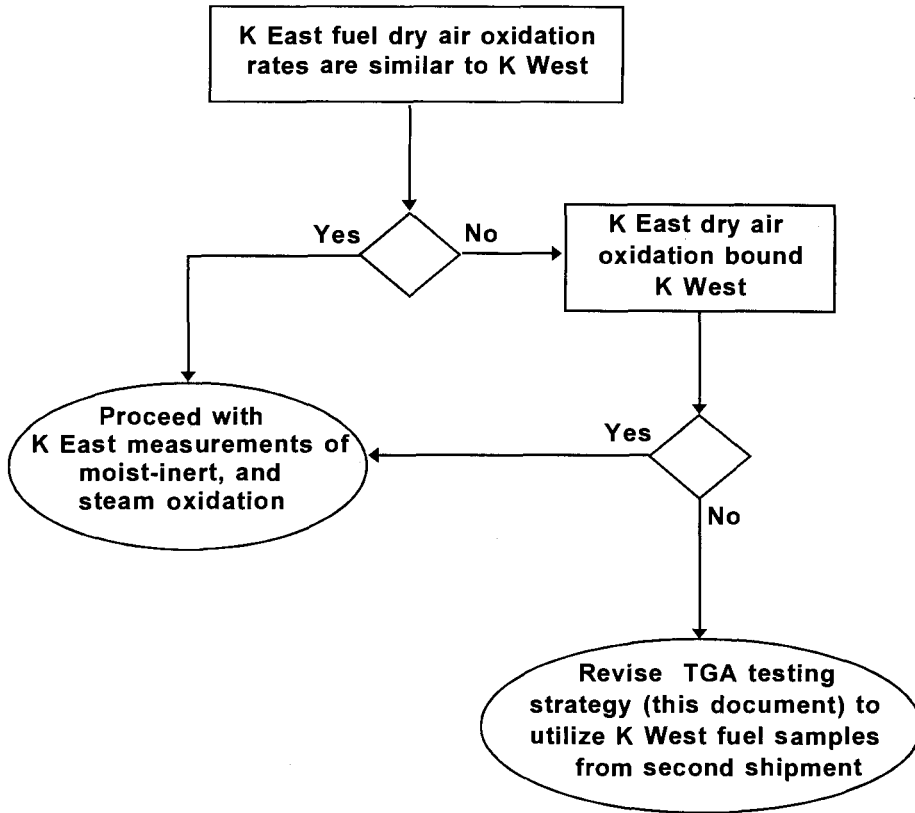


Table 1. Test Matrix for K East Fuel Dry Air Oxidation.

Test Number	Sample Number	Sample Temperature (°C)	Sample Atmosphere
1	4366-1*	175	Dry air
2	4366-2	225	Dry air
3	4378-1	225	Dry air
4	4378-2	275	Dry air
5	2540E-1**	150	Dry air
6	2540E-2	175	Dry air
7	2540E-3	200	Dry air
8	2540E-4	225	Dry air
9	2540E-5	250	Dry air
10	2540E-6	275	Dry air
11	2540E-7	300	Dry air
12	2540E-8	350	Dry air

*Specific sample numbers from K West Elements 4366 and 4378 will be established based on the existing sample inventory.

**Specific sample numbers from Element 2540E will be established when sectioning is complete and samples are characterized.

Table 2. Test Matrix for K East Fuel Moist-Inert Gas Mixture Oxidation.

Test Number	Sample Number*	Sample Temperature (°C)	Helium Water Mixtures, Partial Pressure of H ₂ O at Temperature (KPa)**
13	2540E-9	100	10
14	2540E-10	150	10
15	2540E-11	200	10
16	2540E-12	250	10
17	2540E-13	300	10
18	2540E-14	350	10
19	2540E-15	100	10
20	2540E-16	150	10
21	2540E-17	200	10
22	2540E-18	250	10
23	2540E-19	100	40
24	2540E-20	150	40
25	2540E-21	200	40
26	2540E-22	250	40
27	2540E-23	300	40
28	2540E-24	350	40
29	2540E-25	100	40
30	2540E-26	150	40
31	2540-27	200	40
32	2540-28	250	40

*Specific sample numbers from Element 2540E will be established when sectioning is complete and samples are characterized.

**At 1 atmosphere pressure.

test conditions are focused on CVD and staging. When the expected conditions for the Hot Vacuum Drying and long term storage are defined it may be necessary to repeat some of these measurements at different partial pressures or temperatures. A duplication of the tests for different samples were not established for the complete temperature range, i.e., 150 to 350 °C due to limitations in samples and time to complete the prescribed measurements.

The question of possible differences between elements from K East will be addressed by the following series of measurements (Table 3). The K West data for dry and moist air oxidation is primarily from one element i.e., Element 4366. Limited data are available from Element 4378 for K West however, the bulk of the data is from Element 4366. The K East data for the comparison of dry air oxidation is also from one element i.e., Element 2540E. Samples will be available from Element 2722E for a comparison to Element 2540E for possible differences in dry air oxidation from element-to-element. If the comparison of these next few measurements for samples from Element 2722E shows them to be from the same statistical population as the data for Element 2540E then samples for Element 2722E will be utilized for the next series of measurements. If this is not the case and there is a significant difference in behavior between elements from K East it will be necessary to reevaluate this strategy and possibly develop a new one that adequately explores this possible element to element variability in oxidation rate.

The test matrix for steam considers the same temperature range, i.e., 100 to 350 °C at 1 atmosphere pressure (Table 4). Testing includes duplicate samples at each temperature for issues of repeatability and sample-to-sample variations in behavior.

If the system upgrade to handle steam is completed by the end of the dry air oxidation tests, i.e., Run 12, the order of the testing may be revised and the steam oxidation tests conducted before the moist-inert studies (Table 2). This decision will be based on the status of the system upgrade and the current programmatic priorities. Currently, the fuel oxidation in the presence of water vapor, i.e., moist-inert, is the highest priority, however, the issue of K East versus K West fuel behavior must be settled initially.

These test matrices will be modified as necessary when the first series of measurements is complete and the data compared to oxidation rates in dry air for K West fuel samples. If there is a significant difference between K East and K West damaged fuel behavior a revised matrix may be necessary to address these differences. The initial measurements will provide the background and guide for the revision to the testing plans. Similarly if differences occur in the matrices for moist-inert gas mixtures and steam an appropriate change will also be necessary. However, in the absence of any experimental data for these samples or any experience with moist inert gas mixtures or steam, this testing strategy is considered the best approach given the sample and schedule constraints.

Table 3. Test Matrix for K East Dry Air Oxidation of Samples from Element 2722E.

Test Number	Sample Number	Sample Temperature (°C)	Sample Atmosphere
33	2722E-1	150	Dry air
34	2722E-2	175	Dry air
35	2722E-3	200	Dry air
36	2722E-4	250	Dry air
37	2722E-5	300	Dry air

Table 4. Test Matrix for K East Fuel Steam Oxidation.

Test Number	Sample Number	Sample Temperature (°C)
38	2722E-4	100
39	2722E-5	150
40	2722E-6	200
41	2722E-7	250
42	2722E-8	300
43	2722E-9	350
44	2722E-10	100
45	2722E-11	150
46	2722E-12	200
47	2722E-13	250
48	2722E-14	300
49	2722E-15	350

4.0 REFERENCES

- Abrefah, J., H. C. Buchanan, S. C. Marschman, 1997, *Oxidation Rate of K West Spent Nuclear Fuel in Moist Air*, SNF CT97:022, Pacific Northwest National Laboratory, Richland, Washington.
- Abrefah, J., 1996, H. C. Buchanan, S. C. Marschman, 1996, *Oxidation Kinetics of K West Spent Nuclear Fuel in Dry Air*, SNF CT97:004, Pacific Northwest National Laboratory, Richland, Washington.
- Lawrence, L. A., 1997, Internal Memo to R. P. Omberg and J. A. Swenson, "Notes from Discussions with Marty Plys, Marv Thurgood, and Maryanne Kummerer on Thermo-Gravimetric Analysis Testing," Duke Engineering & Services Hanford, Inc., Richland, Washington.
- Lawrence, L. A., 1996a, *Strategy for Examination of the Initial Nine K East Basin Fuel Elements*, WHC-SD-SNF-SP-014, Rev. 0, Westinghouse Hanford Company, Richland, Washington.
- Lawrence, L. A., 1996b, *Data Quality Objectives for the K East Fuel Examinations*, WHC-SD-SNF-DQO-009, Rev. 0, Westinghouse Hanford Company, Richland, Washington.
- Pitner, A. L., 1997a, *Visual Examinations of K West Fuel Elements*, HNF-SD-SNF-TI-046, Rev. 0, Duke Engineering & Services Hanford, Inc., Richland, Washington.
- Pitner, A. L., 1995, *K East Basin Underwater Visual Fuel Survey*, WHC-SD-SNF-TI-012, Rev. 0, Westinghouse Hanford Company, Richland, Washington.

DISTRIBUTION SHEET

To Distribution	From Fuel Characterization Project/2T650	Page 1 of 3
		Date 05/16/97
Project Title/Work Order Spent Nuclear Fuel Project/Stratgey for Thermo-Gravimetric Analysis of K East Fuel Samples		EDT No. 620790
		ECN No.

Name	MSIN	Text With All Attach.	Text Only	Attach./ Appendix Only	EDT/ECN Only
------	------	-----------------------------	-----------	------------------------------	-----------------

U.S. Department of Energy,
Richland Operations Office

P. G. Loscoe	S7-41	X			
E. D. Sellers	S7-41	X			
J. Shuen	S7-41	X			
G. D. Trenchard	S7-41	X			

Washington State Department of Ecology
Post Office Box 47600
Olympia, Washington 98504-7600

D. Silver					X
-----------	--	--	--	--	---

Washington State Department of Health
Airdustrial Park
Building 5, Mail Stop LE-13
Olympia, Washington 98504-0095

A. W. Conklin					X
---------------	--	--	--	--	---

Fluor Daniel Northwest

L. J. Garvin	R3-15	X			
M. Kummerer	A3-34	X			
D. A. Smith	R3-15	X			

ICF Kaiser

G. Baston	R3-82	X			
R. P. Denise	R3-82	X			

Pacific Northwest National Laboratory

J. Abrefah	P7-27	X			
S. C. Marschman	P7-27	X			
S. M. Short	K7-94	X			

SGN Eurisys Services Corp.

A. L. Pajunen	R3-86	X			
---------------	-------	---	--	--	--

DISTRIBUTION SHEET

To Distribution	From Fuel Characterization Project/2T650	Page 2 of 3 Date 05/16/97
Project Title/Work Order Spent Nuclear Fuel Project/Stratgey for Thermo-Gravimetric Analysis of K East Fuel Samples		EDT No. 620790 ECN No.

Name	MSIN	Text With All Attach.	Text Only	Attach./ Appendix Only	EDT/ECN Only
------	------	-----------------------------	-----------	------------------------------	-----------------

DE&S Hanford, Inc.

C. J. Alderman	X3-85	X			
R. B. Baker	H0-40	X			
D. W. Bergmann	X3-79	X			
A. E. Bridges	H0-40	X			
B. S. Carlisle	X3-75	X			
S. A. Chastain	H0-40	X			
R. G. Cowan	R3-86	X			
D. R. Duncan	R3-86	X			
J. R. Frederickson	R3-86	X			
L. H. Goldmann	R3-86	X			
S. L. Hecht	H0-40	X			
F. G. Hudson	R3-11	X			
A. T. Kee	R3-86	X			
L. A. Lawrence (5)	H0-40	X			
P. G. LeRoy	R3-15	X			
B. J. Makenas	H0-40	X			
R. P. Omberg	H0-40	X			
A. L. Pitner	H0-40	X			
R. W. Rasmussen	R3-86	X			
E. J. Shen	X3-75	X			
D. W. Smith	R3-15	X			
J. A. Swenson	R3-11	X			
C. A. Thompson	R3-85	X			
D. J. Trimble	H0-40	X			
Central Files	A3-88	X			

Fluor Daniel Hanford, Inc.

E. W. Gerber	R3-11	X			
--------------	-------	---	--	--	--

Lockheed Martin Hanford Corp.

J. J. Irwin	H0-34	X			
-------------	-------	---	--	--	--

DISTRIBUTION SHEET

To Distribution	From Fuel Characterization Project/2T650	Page 3 of 3
		Date 05/16/97
Project Title/Work Order Spent Nuclear Fuel Project/Stratgey for Thermo-Gravimetric Analysis of K East Fuel Samples		EDT No. 620790
		ECN No.

Name	MSIN	Text With All Attach.	Text Only	Attach./ Appendix Only	EDT/ECN Only
------	------	-----------------------------	-----------	------------------------------	-----------------

Numatec Hanford Corporation

G. P. Chevrier	R3-86	X			
F. W. Bradshaw	R3-85	X			
J. E. Filip	R3-85	X			
T. A. Flament	K9-46	X			
C. R. Miska	R3-86	X			