
PERSPECTIVES ON INNOVATIVE CHARACTERIZATION AND REMEDATION TECHNOLOGIES FOR CONTAMINATED SITES

*Walter W. Kovalick, Jr.
Technology Innovation Office, U.S. Environmental Protection Agency
1200 Pennsylvania Ave. (5102G), Washington, D.C. 20460
e-mail: kovalick.walter@epa.gov*

ABSTRACT

Contaminated soil and groundwater have been the subject of legislative attention in the U.S. for about 20 years. Major strides in implementing clean-up programs have been accomplished. From complex abandoned hazardous waste sites to underground petroleum storage tanks to (more recently) Brownfields redevelopment, much assessment and remediation work have been carried out. This paper describes some of the data on the kinds of contamination, media, and technologies deployed to deal with problems at these sites. In addition, it highlights technology partnerships that have evolved to demonstrate and verify site measurement and clean-up technologies and to assure a more robust set of clean-up options. Finally, the advent of the Internet has increased access to a considerable body of publicly available information on the cost and performance of these technologies that might be of interest.

Keywords: contaminated land; groundwater; remediation; site characterization; field analysis and sampling; technology demonstration; verification

INTRODUCTION

Beginning in 1980 with the Comprehensive Environmental Response, Compensation, and Liability Act (CERCLA), Congress created a national program to remediate over 1400 significant abandoned hazardous waste sites in the United States. Also known as Superfund, this law spurred the development of more than 40 state clean-up programs to respond to thousands of other sites; subsequently, Congress created programs to deal with releases of contaminants from currently operating industrial facilities and with leaking underground tanks, primarily from petroleum hydrocarbons. As of 1998, much progress has been made in cleaning up sites identified in the Superfund program. Almost 400 National Priority List (NPL) sites have construction underway, and more than 800 are construction-

complete or deleted from the NPL as of October 2001. Since 1992, more than 70% of clean ups are paid for by the parties responsible for the contamination.

TECHNOLOGY DEPLOYMENT AND DEMONSTRATION

The U.S. EPA and others have developed considerable information on the kinds of problems being addressed at contaminated sites and the nature of the technologies used to remediate them.

Superfund Implementation

The problems of abandoned hazardous waste sites addressed under the Superfund program have posed difficult challenges. For example, 50% of the sites on the NPL contain trichloroethylene, and 47% present lead contamination problems. In most cases, the contaminants are mixtures and occur in both the soil and the groundwater. These complexities have made the development of solutions more demanding.

Figure 1 portrays the 739 treatment technologies that have been selected in the program between 1980 and the fall of 1999. Technologies in this figure only deal with source control in the soil, excluding 216 containment remedies at sites. Overall, 58% of NPL sites with active remedies have some form of treatment (there can be more than one remedial action at each site.) The figure indicates that soil vapor extraction (SVE) is the largest technology category; Figure 2 shows the trends for this and other treatment technologies versus nontreatment remedies over time. Figure 3 shows that the percent of decisions selecting in-situ treatment technologies for soil has grown from 27 to 42% since 1985. Clearly, the sensitivity to more cost effective, less intrusive solutions is indicated by these data. SVE stands as one of the most widely practiced and effective means of removing volatile compounds from the sub-surface.

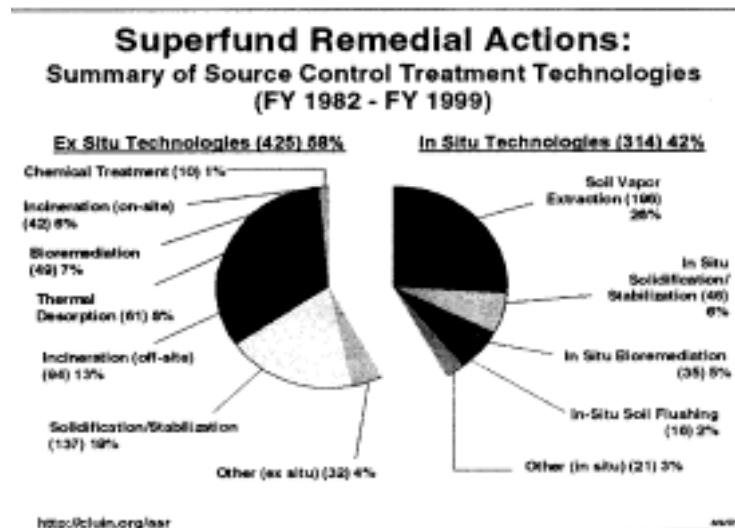


Figure 1




Figure 2




Figure 3




Figure 4

Superfund Remedial Actions: In Situ Groundwater Treatment Technologies at 81 Sites Selecting These Technologies (FY 1982 - FY 1999)

| Technology | Number of Projects Selected |
|----------------------------|-----------------------------|
| Air Sparging | 48 |
| Bioremediation | 21 |
| Dual-Phase Extraction | 10 |
| Permeable Reactive Barrier | 8 |
| Phytoremediation | 4 |
| Chemical Treatment | 2 |
| In-Well Air Stripping | 2 |
| TOTAL | 95 |

Figure 5

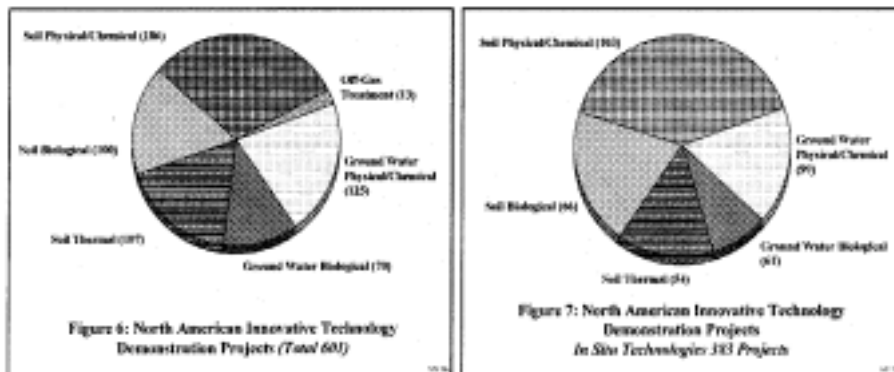
Another view of the deployment of these technologies is through the lens of contaminants addressed. Overall, more than three-quarters of the Superfund projects address organics alone. Halogenated volatiles are being most often treated by SVE. BTEX and PAH components are being treated most often by bioremediation, while PCBs and other semi-volatile organic compounds are most often treated by incineration. Metals are being treated almost exclusively by solidification –stabilization with a few soil washing and flushing projects.

For groundwater contamination, there is a much less robust set of remediation approaches available at this time. Figure 4 shows that 70% of the remedy choices are to pump-and-treat (P&T) contaminated water at the surface. Figure 5 lists the 95 projects that have been deployed as alternatives to P&T or to be used in association with this technology. The discussion following on new technology demonstration and development will highlight some of the technologies currently with the highest developmental interest.

Demonstration Programs and Cost and Performance Data

Given the need for cost and performance data on newer and innovative technologies, several government-sponsored programs have been developed to gather such data. A recent publication, *Innovative Remediation Technologies: Field Scale Demonstration Projects in North America, 2nd Ed.*, summarizes over 600 planned and complete, full-scale demonstrations that were conducted by various branches and departments of the U.S. government, the State of California, and the government of Canada. This report consolidates key reference information in a matrix that allows project managers to quickly identify new technologies that may answer their clean-up needs and provides contacts for obtaining technology demonstration results and other information. Figure 6 provides an overview of the various technologies covered by the report, while Figure 7, with 383 projects, shows the recent emphasis on demonstration of in-situ approaches. (This report is available and searchable on-line at www.clu-in.org/products/nairt/search.cfm.)

Notable among these demonstration programs are those conducted under the Superfund Innovative Technology Evaluation (SITE) program (www.epa.gov/ORD/SITE). Authorized by the 1986 amendments to the Superfund law, the SITE program represents a major agency effort to aid EPA TIO commercialization. SITE primarily conducts full-scale field evaluations of innovative technologies developed by private vendors. The program develops credible cost effectiveness information so that decision makers can choose the technology with confidence in its performance. Over 130 technologies developers have participated in the demonstration program, with 100 field efforts already completed. Sixty-six technologies at earlier stages of development participated in the emerging (laboratory- and pilot-scale) part of the program, which is no longer operating.



TECHNOLOGY PARTNERSHIPS

Beginning in the early 1990s, U.S. EPA, other federal agencies, and industry all realized that the current solutions for certain contaminated site problems were too costly or ineffective. In particular, the realization that groundwater contamination in the form of non-aqueous phase liquids both lighter than water (LNAPLs) and denser (DNAPLs) form pools of immiscible liquid and serve as major sources of contamination. Unless all sources of contamination are removed, traditional P&T systems may only contain the problem. Interest

in newer techniques to address these problems (including various biological processes, permeable reactive barriers, in-situ flushing with surfactants and cosolvents, and in-situ oxidation and thermal processes) has grown in the last five years. In addition, for soil contaminated with metals the suite of approaches is severely limited; of recent special interest has been the use of plants—phytoremediation—to remediate such soils.

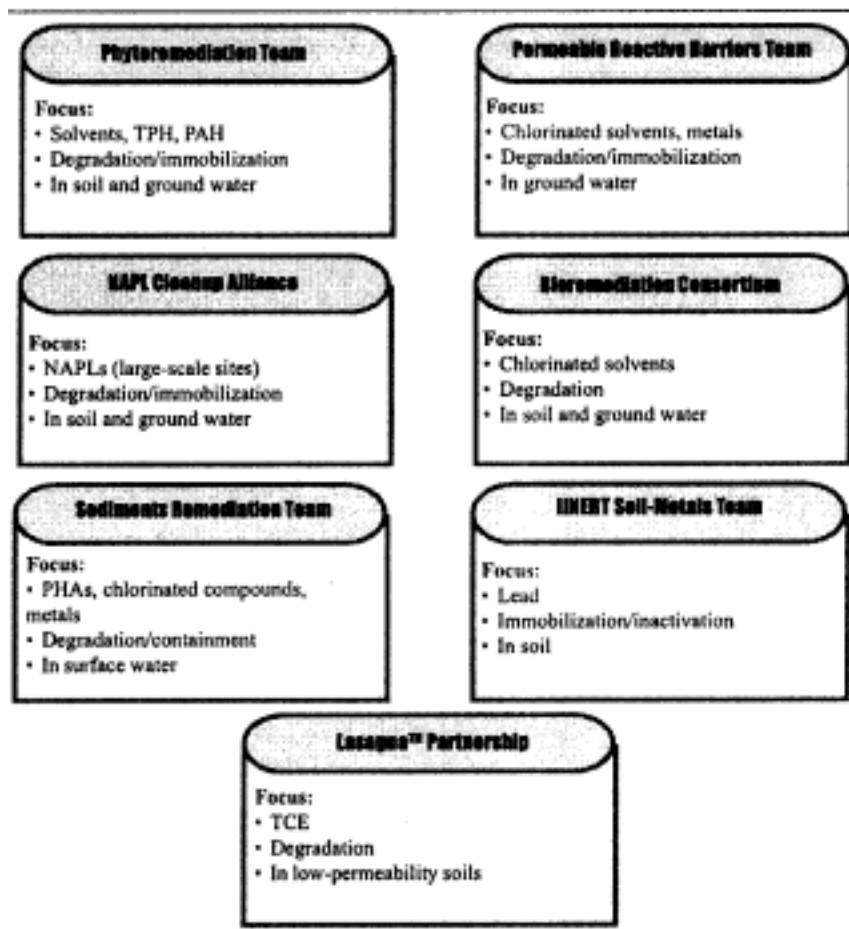


Figure 8. RTDF Action Teams

The Federal Remediation Technologies Roundtable is an interagency working group formed to build a more collaborative atmosphere among federal agencies involved in hazardous waste site remediation. By providing such opportunities, the Roundtable identifies and publicizes more efficient, cost-effective solutions to the federal government's hazardous

waste challenges. Members include representation from agencies that develop and use these technologies, such as the U.S. EPA and the U.S. Departments of Defense and Energy. Beginning in 1995, the agencies realized the value of the information that would be developed as the clean up of contaminated sites progressed. They jointly developed a guide to gathering cost and performance data for almost 30 technology categories for both soil and groundwater. Detailed case studies of cost and performance data on projects have since been gathered using these guides. A searchable database of 274 case studies (up to 30 each) is now available on the Roundtable web site with direct access to the reports. Technology reports and case studies prepared by this group can be found at www.frtr.gov.

TECHNOLOGY DEVELOPMENT

Since 1992, EPA has invited industry to share in choosing promising developmental approaches and co-directing efforts to conduct field evaluations of new approaches for solving specific high-priority problems. The Remediation Technologies Development Forum (www.rtdf.org) has become an umbrella for seven different Action Teams to address new approaches to NAPL, DNAPL, and metal problems. RTDF is premised on joint agenda-setting by industry, government, and academia and pooling of in-kind and cash resources to evaluate technologies in the field. Figure 8 shows the seven Action Teams that have developed over time and the associated problem sets of interest. The success of the Lasagna™ Partnership resulted in the patenting of the Lasagna™ process for removing chlorinated solvents from clay-like soils; the process won an "R&D 100" Award from *R&D Magazine* in 1999. Having completed its work, the Lasagna™ Partnership is no longer operational. Active RTDF Teams have provided nationwide training on permeable reactive barriers and in-situ bioremediation of groundwater, and a joint evaluation by industry and government of the efficacy of phytoremediation of petroleum hydrocarbons at 11 locations in its second year.

In addition, U.S. EPA is partnered with the U.S. Departments of Defense and Energy to fund development and evaluation of jointly selected remediation and site characterization technologies. Under the Strategic Research and Development Program (SERDP) and Environmental Security Test and Certification Program (ESTCP), more fundamental research and technology development as well as verification is conducted among projects proposed independently as well as jointly by the Departments and EPA. For further information, see www.serdp.org and www.estcp.org.

Technology Verification

One of the important barriers to the adoption of new environmental technologies is the confidence of the user in the data about cost and performance of the technology. Responding to this need, EPA has established the Environmental Technology Verification Program (ETV). The goal of ETV is to verify the environmental performance characteristics of commercial technology through the evaluation of objective and quality assured data, so that potential purchasers and permittees are provided with an independent and credible assessment of what they are buying and permitting. The ETV (www.epa.gov/etv) program is operated in 12 technology areas with considerable stakeholder involvement. One of the crucial issues for remediation technologies is

performance measurement before, during, and after completion of a clean up. As such, one of the 12 technology areas is the Site Characterization and Monitoring Technologies Pilot. Begun in the spring of 1995, it has verified 63 innovative technologies.

INFORMATION RESOURCES

Important internet sites (some already cited in this paper) that should be highlighted for information on technologies for measurement and clean up of hazardous waste sites include:

- www.epa.gov/tio or www.cluin.org – Clean-Up Information web site operated by the Technology Innovation Office contains over 300 documents related to the remediation and characterization of soil and groundwater, and provides frequent updates on developments in the field. It has an extensive links to other remediation sites both in the U.S. and internationally.
- www.epareachit.org – Sponsored by the Technology Innovation Office, this voluntary data base, Remediation and Characterization Innovative Technologies contains information on over 350 remediation and 150 site characterization technologies. While the technology data is principally vendor claims, it provides a comprehensive listing of vendors who are free to note demonstration, verification, and case studies to increase the confidence in their information.
- www.gwrtac.org – The Groundwater Remediation Technologies Analysis Center (GWRTAC) is partnered with EPA and the Departments of Energy and Defense to provide up-to-date information on groundwater clean-up technologies, vendors, and case studies and produces both analyses and peer-reviewed reports on the state of practice for these technologies.
- www.frtr.gov – Provides information and case studies of innovative treatment and characterization technologies developed by a partnership of U.S. federal agencies seeking technology solutions to shared environmental contamination concerns.
- www.gwrtac.org – Compiles, analyzes, and disseminates information on innovative groundwater remediation technologies; co-sponsored by U.S. EPA.
- www.rtdf.org – Makes available documentation and technology demonstration results from a government and industry partnership whose goal is to share problems of and solutions for cleaning up contaminated soil and groundwater.
- www.epa.gov/ORD/SITE - Furnishes results of U.S. EPA's contaminated site treatment technology demonstration program.
- em.doe.gov/offost.html – Provides information generated by U.S. Department of Energy's Science and Technology program whose goal is to use innovative technologies and approaches to achieve clean ups faster, cheaper, better..7

-
- www.itrcweb.org – Gives innovative technology information prepared for state regulators and others, and generated by a coalition of state environmental agencies working with federal agencies and others to improve acceptance of innovative technologies.
 - www.serdp.org/research/research.htm – Makes accessible results laboratory and field test results of this U.S. Dept. of Defense, Dept. of Energy, and EPA effort for development and application of technologies to achieve environmental restoration.
 - www.epa.gov/etv – Provides results of this public/private partnership that verifies the performance of innovative technical solutions to a wide variety of environmental problems, including contaminated site characterization.