

MEASURED THERMAL AND FAST NEUTRON FLUENCE RATES FOR ATF-1 HOLDERS DURING ATR CYCLE 160A

B.J. Walker and D.T. Miller

May 2017



The INL is a U.S. Department of Energy National Laboratory
operated by Battelle Energy Alliance

DISCLAIMER

This information was prepared as an account of work sponsored by an agency of the U.S. Government. Neither the U.S. Government nor any agency thereof, nor any of their employees, makes any warranty, expressed or implied, or assumes any legal liability or responsibility for the accuracy, completeness, or usefulness, of any information, apparatus, product, or process disclosed, or represents that its use would not infringe privately owned rights. References herein to any specific commercial product, process, or service by trade name, trade mark, manufacturer, or otherwise, does not necessarily constitute or imply its endorsement, recommendation, or favoring by the U.S. Government or any agency thereof. The views and opinions of authors expressed herein do not necessarily state or reflect those of the U.S. Government or any agency thereof.

**MEASURED THERMAL AND FAST NEUTRON
FLUENCE RATES FOR ATF-1
HOLDERS DURING ATR CYCLE 160A**

B.J. Walker and D.T. Miller

May 2017

**Idaho National Laboratory
Idaho Falls, Idaho 83415**

<http://www.inl.gov>

**Prepared for the
U.S. Department of Energy
Office of Nuclear Energy
Under DOE Idaho Operations Office
Contract DE-AC07-05ID14517**

MEASURED THERMAL AND FAST NEUTRON FLUENCE RATES
FOR ATF-1 HOLDERS DURING ATR CYCLE 160A
06/29/16 thru 11/08/16

B.J. Walker and D.T. Miller

This report contains the thermal (2200 m/s) and fast ($E > 1 \text{ MeV}$) neutron fluence rate data for the ATF-1 holders located in core for ATR Cycle 160A which were measured by the Radiation Measurements Laboratory (RML) as requested by the Power Reactor Programs (ATR Experiments) Radiation Measurements Work Order.

This report contains measurements of the fluence rates corresponding to the particular elevations relative to the 80-ft. core elevation. The data in this report consist of (1) a table of the ATR power history and distribution, (2) a hard copy listing of all thermal and fast neutron fluence rates, and (3) plots of both the thermal and fast neutron fluence rates.

All "BR" holder monitor wires for this cycle are 56.375 inches long. This length allows measurements from 31.17 inches above core midplane to 19.81 inches below core midplane. The distance from the end of the wires to the first count position was 4.25 inches for all wires counted from this cycle.

The monitors were located in the outward small I-holes, I-21, I-23 and I-24. Thermal neutron fluence was determined based on the activation of the CoAl wires and resonance corrections determined in the irradiation of Cycle 152A when the RML measured cadmium-covered as well as bare neutron monitors in the Southwest, Southeast, and H positions at the Center lobe to determine the division in neutron energy between epithermal and thermal neutrons. For more information please refer to letter "Radiation Measurements Laboratory measurements of in core ATR physics testing during cycle 152A. The measured values documented in RML procedure, "ACMM-3600, Flux Monitoring," will be used indefinitely until further measurements supersede the current values. Fast neutron fluence was determined using the activation of nickel wires. Typically, a fission spectrum averaged cross section ($E > 1 \text{ MeV}$) is used as determined in detailed measurements described in "ATR Neutron Spectral Characterization," which gives an effective cross section of 97 mb for the small I-holes. However, those measurements were performed with unfueled experiments. The fast fluence values reported here use a perturbed 114 mb effective $> 1 \text{ MeV}$ spectrum averaged cross section for the small I-holes based on MCNP simulations for a previous fueled experiment in the I-24 position. Refer to "LWR – ATR Irradiation Measured Thermal and Fast Neutron Fluence Rates ATR CYCLE 133A 04/19/04 thru 05/17/04" for more information.

References

- D.T. Miller, “Initial findings regarding Radiation Measurements Laboratory’s pressurized ionization chamber sensitivity discrepancy related to increasing trend in fast and thermal flux per megawatt,” correspondence, letter file DTM-04-16 (CCN 239287), 27 October 2016.
- C.C. Jensen, “Radiation Measurements Laboratory measurements of in core ATR physics testing during cycle 152A”, correspondence, letter file CCJ-001-13 (CCN 229533), 24 January 2013.
- J.W. Rogers and R.A. Anderl, “ATR Neutron Spectral Characterization”, INEL-95/0494, November 1995.
- L.D. Smith and C.C. Jensen, “LWR – ATR Irradiation Measured Thermal and Fast Neutron Fluence Rates ATR Cycle 133A 04/19/04 thru 05/17/04”, INEEL/INT-04-02291, September 2004.
- ACMM-3600, 2015, “Flux Monitoring,” Rev. 11, 22 October 2015.

DEFINITIONS OF REPORTED INFORMATION ON PRINTED PAGES

1. **CYCLE:** The identification code given to a specific period of operation of the ATR for which the data in this report applies.
2. **POSITION:** The identification code given to a specific location in the ATR core area where neutron monitors were located and for which the data associated with the code apply. The letter code identifies the lobe and the number code identifies a monitor position.
3. **MONITOR ID:** The identification code given to a specific neutron monitor holder. The code is stamped on the holder. The letter code identifies the type of holder and the number is unique to allow tracking of the neutron monitors and their data.
4. **EFPD:** The acronym for "Effective Full Power Days" which is the effective number of days the ATR operated at the average total core power level of the cycle. This value is obtained from the ATR power history and distribution.
5. **AVERAGE MW:** The average power level (in megawatts) at which the ATR lobe operated during the cycle. The values used for NW, NE, C, SW, and SE lobes are obtained from the ATR power history and distribution. The values used for the other lobes and core positions are determined as follows:

$$P_N = \frac{P_{NE} + P_{NW} + P_C}{3}$$

$$P_E = \frac{P_{NE} + P_{SE} + P_C}{3}$$

$$P_S = \frac{P_{SE} + P_{SW} + P_C}{3}$$

$$P_W = \frac{P_{NW} + P_{SW} + P_C}{3}$$

Position	Lobe	Position	Lobe	Position	Lobe	Position	Lobe
A1-A8	C	B1 or B2	NE	B9	N	I21	NE
A9	NE	B3 or B4	SE	B10	E	I22	SE
A10	SE	B5 or B6	SW	B11	S	I23	SW
A11	SW	B7 or B8	NW	B12	W	I24	NW
A12	NW						

6. **DATE:** The calendar dates corresponding to the outage and operating time of the cycle. These dates include the forced outage time associated with the cycle as well as the operating time.

7. ELEVATION: The vertical position associated with the neutron fluence rate relative to the 80 ft. elevation of the ATR core. The elevation values are in inches and negative values are below the 80 ft. elevation (commonly referred to as centerline). The elevation values are established reference elevation points specified as follows:

Holder Type	Reference Elevation	Drawing Number
BR	78.000 ft.	035561

Position of the BR holder relative to the centerline was determined using DWG-604281, "ATR ATF Experiment Final Assembly". Using the dimensions of the monitor holders, the location of the monitor wire in the holder, the length of the wire and the distance between the measurements along the wire an elevation value for each fluence rate is determined. An evaluation of the elevation tolerances for typical holders follows:

	SR Holders [in.]	H or MICE Holders [in.]
Holder fabrication	± 0.11	± 0.11
Cutting the monitor wire to length	± 0.01	± 0.01
Wire alignment in the holder	± 0.13	± 0.06
Mounting the wire to the scanner	± 0.13	± 0.13
Scanning control	± 0.01	± 0.01
Scanner home positioning	± 0.06	± 0.06
Stackup of the safety rod components (estimated)	$\pm 0.33^*$	
Position of the safety rod relative to the 80 ft. (core centerline) during operation	$\pm 0.75^{**}$	
<hr/>		
95% confidence bound	± 0.78	± 0.19
Maximum error	± 1.53	± 0.38

*This estimate will be revised after an actual measurement is made

**This estimate does not include variations due to thermal and hydraulic effects

These elevation tolerances include only what are considered to be random errors. Systematic errors or biases may also occur due to information input. However, procedural controls minimize this information input error.

8. "THERMAL": The equivalent 2200 m/s (0.025 eV) neutron fluence rate assuming a Maxwellian distribution for the thermalized neutrons at 20.44 °C. The fluence rate is determined from the $^{59}\text{Co}(n,\gamma)^{60}\text{Co}$ reaction rate assuming a 37 barn 2200 m/s cross section for the reaction. Corrections for the epithermal reaction rate are made based on cadmium ratio measurements at each position of the fluence rate measurement. All fluence rates are in units of neutrons per cm² per second.

9. "FAST": The equivalent >1 MeV fission neutron energy flux assuming a pure ^{235}U fission spectrum neutron energy distribution. The fluence rate is determined from the $^{58}\text{Ni}(n,p)^{58}\text{Co}$ reaction rate assuming a 0.114 barn effective >1 MeV fission spectrum averaged cross section for the reaction with a 66.3% branching ratio to the ground state. Corrections for the burnout of the ^{58}Co isomers are made based on the measured 2200 m/s fluence rate, the exposure duration and the burnout cross sections of the isomers [1650 barns (71 days), $1.7 \text{ E}+5$ barns (9.1 hours)] at each position of the fluence rate measurement.
10. CENTERLINE FLU. RATE: The neutron fluence rate at the elevation assignment nearest to the ATR core centerline elevation (0.0).
11. AVG. MAX. FLU. RATE: The average of the highest three adjacent values.
12. MAX. FLU. RATE/MW (AVG.): The average maximum fluence rate divided by the average power level (MW) of the lobe or position.
13. K FACTOR: The conversion factor determined from the neutron monitor activity for converting the net count rate at each elevation to the absolute reaction product (^{60}Co or ^{58}Co) radioactivity per unit mass of the monitor material (d/s/mg).
14. RESONANCE CORRECTION: The fractional correction factor used to correct the $^{59}\text{Co}(n,\gamma)^{60}\text{Co}$ reaction rate for the epithermal neutron response at the position where the neutron monitor was located during irradiation. This correction factor was determined from cobalt "cadmium ratio" measurements at the same spatial location for the monitor geometry and atom density.
15. C/L BURNOUT CORRECTION: The correction factor for the burnout (transmutation) of the reaction products (^{60}Co , ^{58}Co , $^{58\text{m}}\text{Co}$) of the neutron monitors during the cycle irradiation at the centerline fluence rate elevation. The burnout correction factors for other elevation assignments will vary (nonlinearly) depending on the thermal neutron fluence rates and cycle durations.
16. BACKGROUND (counts/sec.): The wire scanner detector background environment counting rate at the time the neutron monitor wires were scanned.
17. CHECK SOURCE (counts/sec.)
 Date and hour: The wire scanner detector check source count rate on the day the neutron monitor wires were scanned. The check source is a radioactive (^{60}Co) cobalt-aluminum wire mounted in a fixture which reproducibly positions it over the detector collimator. This check source is used to test counting functions (gain and stability) of the scanner counting system. The count rate is corrected for background and decay corrected to 05/01/88, 12:00.

ON PLOTS

18. REACTOR: Identification of the reactor with which the data are associated (normally ATR).
19. CYCLE POWER: The total megawatt days of power produced during the reactor cycle. This value is normally obtained from the ATR power history and distribution information supplied by PRP.
20. MATERIAL: The element name of the neutron monitor material. The "thermal" neutron monitor material is normally an alloy (CoAl) of cobalt (Co) and aluminum (Al) where the weight percent is given preceding the percent (%) symbol.
21. EXPERIMENT: The identification code given to the experiment located in the loop. This information is provided by PRP.

POWER HISTORY AND DISTRIBUTION

CYCLE 160A
06/29/16 thru 11/08/16

	NW	NE	C	SW	SE	TOTAL
MWD	924.1	1115.9	1050.7	1057.9	1380.7	5529.3
MWD/44 = EFF. Te	21.00	25.36	23.88	24.04	31.38	
EFF. Te./EFPD	0.397	0.479	0.451	0.454	0.593	
MWD/EFPD = Avg. Power (MW)	17.47	21.09	19.86	20.00	26.10	104.52

The fluence rate determinations used the following power history with no significant down time:

	Duration [days]	Power [MW]	Power factor
	52.9	104.52	1.0
EFPD	52.9		
Max. Power [MW]		104.52	

ATR NEUTRON MONITOR RESULTS

CYCLE: 160A-ATF POSITION: I-21 MONITOR ID: ATF-22
 EFPD: 52.9 AVERAGE MW: NA DATE: 06/29/16 to 11/08/16

ELEVATION from core CL (inches)	"THERMAL" 2200 m/s CO (n/cm**2/sec)	"FAST" >1 MeV NI (n/cm**2/sec)
31.17	1.11E+12	1.78E+11
30.19	1.25E+12	2.44E+11
29.19	1.48E+12	2.62E+11
28.19	2.17E+12	3.84E+11
27.19	3.49E+12	4.32E+11
26.19	5.68E+12	5.02E+11
25.19	8.65E+12	7.14E+11
24.19	1.42E+13	8.15E+11
23.19	2.07E+13	1.02E+12
22.19	2.64E+13	1.28E+12
21.19	3.13E+13	1.77E+12
20.19	3.48E+13	3.00E+12
19.19	3.68E+13	6.34E+12
18.19	4.12E+13	6.47E+12
17.19	4.82E+13	4.14E+12
16.19	5.45E+13	3.00E+12
15.19	5.89E+13	3.00E+12
14.19	6.14E+13	4.76E+12
13.19	6.26E+13	9.99E+12
12.19	6.58E+13	1.13E+13
11.19	7.39E+13	1.09E+13
10.19	8.35E+13	5.05E+12
9.19	9.12E+13	3.87E+12
8.19	9.70E+13	3.74E+12
7.19	1.00E+14	3.49E+12
6.19	1.05E+14	3.60E+12
5.19	1.06E+14	3.56E+12
4.19	1.08E+14	3.85E+12
3.19	1.11E+14	3.66E+12
2.19	1.12E+14	3.89E+12
1.19	1.12E+14	3.62E+12
0.19	1.11E+14	3.85E+12
-0.81	1.13E+14	3.91E+12
-1.81	1.11E+14	3.60E+12
-2.81	1.11E+14	3.69E+12
-3.81	1.10E+14	3.85E+12
-4.81	1.08E+14	3.65E+12
-5.81	1.07E+14	3.64E+12
-6.81	1.05E+14	3.46E+12
-7.81	1.02E+14	3.63E+12
-8.81	9.41E+13	3.87E+12
-9.81	8.71E+13	4.54E+12
-10.81	7.96E+13	1.13E+13
-11.81	7.25E+13	1.29E+13
-12.81	6.70E+13	1.26E+13
-13.81	6.58E+13	7.79E+12
-14.81	6.60E+13	3.44E+12
-15.81	6.48E+13	2.52E+12
-16.81	6.21E+13	2.46E+12
-17.81	5.61E+13	2.24E+12
-18.81	5.11E+13	1.96E+12
-19.81	4.48E+13	1.76E+12
CENTER LINE FLU. RATE	1.11E+14	3.85E+12
AVG. MAX. FLU. RATE	1.12E+14	1.23E+13
MAX. FLU. RATE/MW (AVG.)	NA	NA
K FACTOR	290.23	2295.38
RESONANCE CORRECTION	0.98	NA
C/L. BURNOUT CORRECTION	1.001	1.693
BACKGROUND (COUNTS/SEC.)	7.78	7.78
CHECK SOURCE (COUNTS/SEC.)		
01/10/17 08:35	3330.	3330.

ATR NEUTRON MONITOR RESULTS

CYCLE: 160A-ATF POSITION: I-21 MONITOR ID: ATF-23
 EFPD: 52.9 AVERAGE MW: NA DATE: 06/29/16 to 11/08/16

ELEVATION from core CL (inches)	"THERMAL" 2200 m/s CO (n/cm**2/sec)	"FAST" >1 MeV NI (n/cm**2/sec)
31.17	9.11E+11	1.98E+11
30.19	9.68E+11	2.23E+11
29.19	1.18E+12	2.45E+11
28.19	1.75E+12	2.32E+11
27.19	2.92E+12	3.56E+11
26.19	4.37E+12	4.42E+11
25.19	6.62E+12	5.75E+11
24.19	1.03E+13	6.74E+11
23.19	1.49E+13	7.95E+11
22.19	1.89E+13	1.11E+12
21.19	2.27E+13	1.67E+12
20.19	2.59E+13	3.68E+12
19.19	2.72E+13	4.94E+12
18.19	2.97E+13	4.12E+12
17.19	3.52E+13	2.29E+12
16.19	4.01E+13	2.21E+12
15.19	4.30E+13	2.96E+12
14.19	4.58E+13	6.46E+12
13.19	4.47E+13	7.52E+12
12.19	4.63E+13	8.19E+12
11.19	5.07E+13	4.92E+12
10.19	5.71E+13	3.01E+12
9.19	6.47E+13	2.73E+12
8.19	7.25E+13	2.70E+12
7.19	7.62E+13	2.65E+12
6.19	7.90E+13	2.64E+12
5.19	8.01E+13	2.77E+12
4.19	8.21E+13	2.67E+12
3.19	8.23E+13	2.85E+12
2.19	8.20E+13	2.80E+12
1.19	8.31E+13	2.83E+12
0.19	8.27E+13	2.75E+12
-0.81	8.32E+13	2.70E+12
-1.81	8.32E+13	2.85E+12
-2.81	8.22E+13	2.77E+12
-3.81	8.15E+13	2.82E+12
-4.81	8.07E+13	2.70E+12
-5.81	8.10E+13	2.67E+12
-6.81	7.77E+13	2.76E+12
-7.81	7.62E+13	2.98E+12
-8.81	7.08E+13	3.31E+12
-9.81	5.98E+13	6.08E+12
-10.81	5.33E+13	1.13E+13
-11.81	4.65E+13	1.07E+13
-12.81	4.41E+13	7.68E+12
-13.81	4.39E+13	3.22E+12
-14.81	4.66E+13	2.15E+12
-15.81	4.78E+13	1.89E+12
-16.81	4.64E+13	1.77E+12
-17.81	4.30E+13	1.49E+12
-18.81	3.81E+13	1.43E+12
-19.81	3.37E+13	1.05E+12
CENTER LINE FLU. RATE	8.27E+13	2.75E+12
AVG. MAX. FLU. RATE	8.30E+13	9.89E+12
MAX. FLU. RATE/MW (AVG.)	NA	NA
K FACTOR	281.85	2260.45
RESONANCE CORRECTION	0.98	NA
C/L. BURNOUT CORRECTION	1.001	1.510
BACKGROUND (COUNTS/SEC.)	7.95	7.95
CHECK SOURCE (COUNTS/SEC.)		
01/10/17 08:35	3330.	3330.

ATR NEUTRON MONITOR RESULTS

CYCLE: 160A-ATF POSITION: I-21 MONITOR ID: ATF-24
 EFPD: 52.9 AVERAGE MW: NA DATE: 06/29/16 to 11/08/16

ELEVATION from core CL (inches)	"THERMAL" 2200 m/s CO (n/cm**2/sec)	"FAST" >1 MeV NI (n/cm**2/sec)
31.17	8.47E+11	1.29E+11
30.19	9.58E+11	1.90E+11
29.19	1.16E+12	1.87E+11
28.19	1.71E+12	2.51E+11
27.19	2.88E+12	2.50E+11
26.19	4.26E+12	3.39E+11
25.19	6.49E+12	4.50E+11
24.19	1.00E+13	5.84E+11
23.19	1.47E+13	7.30E+11
22.19	1.85E+13	9.18E+11
21.19	2.20E+13	1.22E+12
20.19	2.55E+13	1.75E+12
19.19	2.73E+13	4.11E+12
18.19	2.96E+13	5.17E+12
17.19	3.41E+13	3.97E+12
16.19	3.93E+13	2.19E+12
15.19	4.21E+13	2.25E+12
14.19	4.45E+13	2.90E+12
13.19	4.52E+13	5.63E+12
12.19	4.58E+13	7.89E+12
11.19	4.96E+13	7.87E+12
10.19	5.52E+13	4.48E+12
9.19	6.44E+13	2.78E+12
8.19	7.21E+13	2.63E+12
7.19	7.51E+13	2.57E+12
6.19	7.66E+13	2.51E+12
5.19	7.80E+13	2.54E+12
4.19	7.84E+13	2.63E+12
3.19	8.09E+13	2.76E+12
2.19	8.10E+13	2.69E+12
1.19	8.05E+13	2.85E+12
0.19	8.26E+13	2.65E+12
-0.81	8.11E+13	2.55E+12
-1.81	8.09E+13	2.56E+12
-2.81	8.29E+13	2.72E+12
-3.81	8.17E+13	2.52E+12
-4.81	8.17E+13	2.63E+12
-5.81	8.07E+13	2.56E+12
-6.81	7.82E+13	2.61E+12
-7.81	7.63E+13	2.66E+12
-8.81	7.07E+13	2.90E+12
-9.81	6.10E+13	3.37E+12
-10.81	5.57E+13	7.07E+12
-11.81	4.77E+13	1.08E+13
-12.81	4.34E+13	1.05E+13
-13.81	4.42E+13	6.55E+12
-14.81	4.65E+13	2.83E+12
-15.81	4.90E+13	2.06E+12
-16.81	4.78E+13	1.79E+12
-17.81	4.35E+13	1.56E+12
-18.81	3.94E+13	1.52E+12
-19.81	3.49E+13	1.39E+12
CENTER LINE FLU. RATE	8.26E+13	2.65E+12
AVG. MAX. FLU. RATE	8.21E+13	9.44E+12
MAX. FLU. RATE/MW (AVG.)	NA	NA
K FACTOR	280.56	2229.86
RESONANCE CORRECTION	0.98	NA
C/L. BURNOUT CORRECTION	1.001	1.509
BACKGROUND (COUNTS/SEC.)	8.07	8.07
CHECK SOURCE (COUNTS/SEC.)		
01/09/17 14:20	3357.	3357.

ATR NEUTRON MONITOR RESULTS

CYCLE: 160A-ATF POSITION: I-23 MONITOR ID: ATF-28
 EFPD: 52.9 AVERAGE MW: NA DATE: 06/29/16 to 11/08/16

ELEVATION from core CL (inches)	"THERMAL" 2200 m/s CO (n/cm**2/sec)	"FAST" >1 MeV NI (n/cm**2/sec)
31.17	8.68E+11	1.29E+11
30.19	1.11E+12	1.67E+11
29.19	1.24E+12	2.47E+11
28.19	1.92E+12	2.61E+11
27.19	3.13E+12	3.17E+11
26.19	5.12E+12	3.91E+11
25.19	7.91E+12	5.10E+11
24.19	1.33E+13	6.65E+11
23.19	2.01E+13	9.29E+11
22.19	2.47E+13	1.27E+12
21.19	3.01E+13	1.88E+12
20.19	3.28E+13	4.52E+12
19.19	3.68E+13	7.71E+12
18.19	4.13E+13	8.83E+12
17.19	4.68E+13	8.08E+12
16.19	5.52E+13	3.62E+12
15.19	6.04E+13	3.55E+12
14.19	6.12E+13	7.19E+12
13.19	6.15E+13	1.19E+13
12.19	6.46E+13	1.25E+13
11.19	7.05E+13	1.15E+13
10.19	8.01E+13	4.97E+12
9.19	8.59E+13	3.51E+12
8.19	9.28E+13	3.32E+12
7.19	9.64E+13	3.03E+12
6.19	9.55E+13	3.12E+12
5.19	9.80E+13	3.14E+12
4.19	9.87E+13	3.16E+12
3.19	9.98E+13	3.24E+12
2.19	1.00E+14	3.32E+12
1.19	1.00E+14	3.25E+12
0.19	1.02E+14	3.28E+12
-0.81	1.02E+14	3.27E+12
-1.81	1.03E+14	3.43E+12
-2.81	1.02E+14	3.27E+12
-3.81	1.02E+14	3.30E+12
-4.81	1.01E+14	3.15E+12
-5.81	9.81E+13	3.31E+12
-6.81	9.70E+13	3.27E+12
-7.81	9.44E+13	3.20E+12
-8.81	9.02E+13	3.76E+12
-9.81	8.49E+13	5.21E+12
-10.81	7.58E+13	1.18E+13
-11.81	6.66E+13	1.25E+13
-12.81	6.21E+13	1.20E+13
-13.81	6.37E+13	5.74E+12
-14.81	6.64E+13	3.29E+12
-15.81	6.38E+13	2.96E+12
-16.81	5.89E+13	3.85E+12
-17.81	5.20E+13	5.43E+12
-18.81	4.57E+13	5.29E+12
-19.81	3.89E+13	4.05E+12
CENTER LINE FLU. RATE	1.02E+14	3.28E+12
AVG. MAX. FLU. RATE	1.02E+14	1.21E+13
MAX. FLU. RATE/MW (AVG.)	NA	NA
K FACTOR	288.24	2273.76
RESONANCE CORRECTION	0.98	NA
C/L. BURNOUT CORRECTION	1.001	1.630
BACKGROUND (COUNTS/SEC.)	8.15	8.15
CHECK SOURCE (COUNTS/SEC.)		
01/10/17 08:35	3330.	3330.

ATR NEUTRON MONITOR RESULTS

CYCLE: 160A-ATF POSITION: I-23 MONITOR ID: ATF-29
 EFPD: 52.9 AVERAGE MW: NA DATE: 06/29/16 to 11/08/16

ELEVATION from core CL (inches)	"THERMAL" 2200 m/s CO (n/cm**2/sec)	"FAST" >1 MeV NI (n/cm**2/sec)
31.17	7.12E+11	1.76E+11
30.19	8.67E+11	1.99E+11
29.19	9.21E+11	1.55E+11
28.19	1.59E+12	2.44E+11
27.19	2.55E+12	2.57E+11
26.19	3.79E+12	3.47E+11
25.19	6.14E+12	4.70E+11
24.19	9.12E+12	5.77E+11
23.19	1.35E+13	7.23E+11
22.19	1.73E+13	8.74E+11
21.19	2.02E+13	1.40E+12
20.19	2.33E+13	2.74E+12
19.19	2.39E+13	4.74E+12
18.19	2.68E+13	5.41E+12
17.19	3.06E+13	5.14E+12
16.19	3.69E+13	2.97E+12
15.19	4.01E+13	2.63E+12
14.19	4.33E+13	4.06E+12
13.19	4.11E+13	7.67E+12
12.19	4.18E+13	8.73E+12
11.19	4.47E+13	8.51E+12
10.19	5.12E+13	4.82E+12
9.19	5.77E+13	2.72E+12
8.19	6.44E+13	2.41E+12
7.19	6.97E+13	2.46E+12
6.19	7.12E+13	2.41E+12
5.19	7.47E+13	2.43E+12
4.19	7.44E+13	2.35E+12
3.19	7.49E+13	2.31E+12
2.19	7.60E+13	2.50E+12
1.19	7.61E+13	2.44E+12
0.19	7.76E+13	2.34E+12
-0.81	7.77E+13	2.43E+12
-1.81	7.75E+13	2.35E+12
-2.81	7.70E+13	2.37E+12
-3.81	7.71E+13	2.39E+12
-4.81	7.56E+13	2.39E+12
-5.81	7.54E+13	2.29E+12
-6.81	7.33E+13	2.37E+12
-7.81	7.11E+13	2.33E+12
-8.81	7.00E+13	2.65E+12
-9.81	6.11E+13	3.29E+12
-10.81	5.49E+13	7.07E+12
-11.81	4.74E+13	8.65E+12
-12.81	4.44E+13	8.92E+12
-13.81	4.43E+13	6.75E+12
-14.81	4.57E+13	3.01E+12
-15.81	4.46E+13	2.38E+12
-16.81	4.30E+13	3.06E+12
-17.81	3.69E+13	4.59E+12
-18.81	3.23E+13	4.34E+12
-19.81	2.81E+13	3.55E+12
CENTER LINE FLU. RATE	7.76E+13	2.34E+12
AVG. MAX. FLU. RATE	7.76E+13	8.30E+12
MAX. FLU. RATE/MW (AVG.)	NA	NA
K FACTOR	283.59	2292.07
RESONANCE CORRECTION	0.98	NA
C/L. BURNOUT CORRECTION	1.001	1.478
BACKGROUND (COUNTS/SEC.)	7.88	7.88
CHECK SOURCE (COUNTS/SEC.)		
01/10/17 08:35	3330.	3330.

ATR NEUTRON MONITOR RESULTS

CYCLE: 160A-ATF POSITION: I-23 MONITOR ID: ATF-30
 EFPD: 52.9 AVERAGE MW: NA DATE: 06/29/16 to 11/08/16

ELEVATION from core CL (inches)	"THERMAL" 2200 m/s CO (n/cm**2/sec)	"FAST" >1 MeV NI (n/cm**2/sec)
31.17	7.42E+11	1.27E+11
30.19	9.82E+11	1.57E+11
29.19	1.06E+12	1.91E+11
28.19	1.55E+12	2.40E+11
27.19	2.58E+12	2.97E+11
26.19	4.14E+12	3.06E+11
25.19	6.40E+12	4.07E+11
24.19	9.50E+12	5.47E+11
23.19	1.43E+13	6.88E+11
22.19	1.78E+13	9.73E+11
21.19	2.17E+13	1.34E+12
20.19	2.45E+13	2.57E+12
19.19	2.57E+13	4.48E+12
18.19	2.86E+13	5.39E+12
17.19	3.26E+13	5.57E+12
16.19	3.88E+13	3.04E+12
15.19	4.19E+13	2.53E+12
14.19	4.49E+13	4.32E+12
13.19	4.31E+13	8.09E+12
12.19	4.51E+13	8.07E+12
11.19	4.72E+13	7.66E+12
10.19	5.45E+13	4.35E+12
9.19	6.11E+13	2.74E+12
8.19	6.55E+13	2.46E+12
7.19	7.10E+13	2.33E+12
6.19	7.32E+13	2.54E+12
5.19	7.56E+13	2.44E+12
4.19	7.70E+13	2.45E+12
3.19	7.82E+13	2.32E+12
2.19	7.99E+13	2.52E+12
1.19	7.97E+13	2.46E+12
0.19	7.97E+13	2.44E+12
-0.81	7.94E+13	2.36E+12
-1.81	7.84E+13	2.34E+12
-2.81	7.86E+13	2.47E+12
-3.81	7.76E+13	2.36E+12
-4.81	7.86E+13	2.36E+12
-5.81	7.69E+13	2.41E+12
-6.81	7.47E+13	2.41E+12
-7.81	7.46E+13	2.45E+12
-8.81	7.20E+13	2.79E+12
-9.81	6.33E+13	3.91E+12
-10.81	5.63E+13	8.11E+12
-11.81	4.94E+13	9.16E+12
-12.81	4.68E+13	8.77E+12
-13.81	4.58E+13	4.87E+12
-14.81	4.87E+13	2.62E+12
-15.81	4.91E+13	2.26E+12
-16.81	4.58E+13	2.36E+12
-17.81	4.15E+13	2.81E+12
-18.81	3.66E+13	2.73E+12
-19.81	3.14E+13	2.24E+12
CENTER LINE FLU. RATE	7.97E+13	2.44E+12
AVG. MAX. FLU. RATE	7.98E+13	8.68E+12
MAX. FLU. RATE/MW (AVG.)	NA	NA
K FACTOR	279.93	2208.44
RESONANCE CORRECTION	0.98	NA
C/L. BURNOUT CORRECTION	1.001	1.491
BACKGROUND (COUNTS/SEC.)	7.82	7.82
CHECK SOURCE (COUNTS/SEC.)		
01/11/17 09:05	3323.	3323.

ATR NEUTRON MONITOR RESULTS

CYCLE: 160A-ATF POSITION: I-24 MONITOR ID: ATF-31
 EFPD: 52.9 AVERAGE MW: NA DATE: 06/29/16 to 11/08/16

ELEVATION from core CL (inches)	"THERMAL" 2200 m/s CO (n/cm**2/sec)	"FAST" >1 MeV NI (n/cm**2/sec)
31.17	8.96E+11	1.31E+11
30.19	9.74E+11	1.82E+11
29.19	1.12E+12	2.35E+11
28.19	1.46E+12	2.30E+11
27.19	2.53E+12	2.98E+11
26.19	3.70E+12	3.34E+11
25.19	5.60E+12	4.53E+11
24.19	9.58E+12	5.35E+11
23.19	1.50E+13	7.28E+11
22.19	2.02E+13	8.88E+11
21.19	2.46E+13	1.08E+12
20.19	2.91E+13	1.69E+12
19.19	3.09E+13	4.60E+12
18.19	3.28E+13	6.62E+12
17.19	3.70E+13	7.10E+12
16.19	4.30E+13	4.77E+12
15.19	4.82E+13	2.41E+12
14.19	5.19E+13	2.43E+12
13.19	5.49E+13	4.52E+12
12.19	5.72E+13	5.52E+12
11.19	5.97E+13	5.63E+12
10.19	6.24E+13	4.24E+12
9.19	6.35E+13	2.99E+12
8.19	6.44E+13	3.17E+12
7.19	6.29E+13	5.71E+12
6.19	5.81E+13	9.66E+12
5.19	5.80E+13	9.85E+12
4.19	6.28E+13	8.36E+12
3.19	7.20E+13	3.59E+12
2.19	7.70E+13	2.67E+12
1.19	7.87E+13	2.61E+12
0.19	7.96E+13	2.41E+12
-0.81	7.91E+13	2.40E+12
-1.81	7.88E+13	2.38E+12
-2.81	7.85E+13	2.65E+12
-3.81	7.72E+13	2.90E+12
-4.81	7.54E+13	3.91E+12
-5.81	7.14E+13	6.58E+12
-6.81	6.71E+13	6.49E+12
-7.81	6.98E+13	6.23E+12
-8.81	6.70E+13	3.29E+12
-9.81	6.50E+13	3.06E+12
-10.81	6.29E+13	5.44E+12
-11.81	5.58E+13	8.42E+12
-12.81	5.36E+13	8.53E+12
-13.81	5.17E+13	6.89E+12
-14.81	5.25E+13	3.36E+12
-15.81	5.03E+13	2.63E+12
-16.81	4.60E+13	3.46E+12
-17.81	3.76E+13	7.28E+12
-18.81	3.34E+13	6.82E+12
-19.81	3.08E+13	6.40E+12
CENTER LINE FLU. RATE	7.96E+13	2.41E+12
AVG. MAX. FLU. RATE	7.92E+13	9.29E+12
MAX. FLU. RATE/MW (AVG.)	NA	NA
K FACTOR	285.46	2210.45
RESONANCE CORRECTION	0.98	NA
C/L. BURNOUT CORRECTION	1.001	1.491
BACKGROUND (COUNTS/SEC.)	7.60	7.60
CHECK SOURCE (COUNTS/SEC.)		
01/11/17 09:05	3323.	3323.

ATR NEUTRON MONITOR RESULTS

CYCLE: 160A-ATF POSITION: I-24 MONITOR ID: ATF-32
 EFPD: 52.9 AVERAGE MW: NA DATE: 06/29/16 to 11/08/16

ELEVATION from core CL (inches)	"THERMAL" 2200 m/s CO (n/cm**2/sec)	"FAST" >1 MeV NI (n/cm**2/sec)
31.17	6.93E+11	1.23E+11
30.19	7.76E+11	1.20E+11
29.19	8.92E+11	1.49E+11
28.19	1.36E+12	1.82E+11
27.19	2.31E+12	2.80E+11
26.19	3.49E+12	2.63E+11
25.19	5.22E+12	3.76E+11
24.19	8.15E+12	4.67E+11
23.19	1.20E+13	5.79E+11
22.19	1.55E+13	7.47E+11
21.19	1.83E+13	9.74E+11
20.19	2.12E+13	1.88E+12
19.19	2.21E+13	3.94E+12
18.19	2.34E+13	4.87E+12
17.19	2.67E+13	4.41E+12
16.19	3.16E+13	2.28E+12
15.19	3.56E+13	1.74E+12
14.19	3.96E+13	2.18E+12
13.19	4.04E+13	2.98E+12
12.19	4.23E+13	3.22E+12
11.19	4.37E+13	2.90E+12
10.19	4.65E+13	2.26E+12
9.19	4.68E+13	2.17E+12
8.19	4.67E+13	2.98E+12
7.19	4.51E+13	6.15E+12
6.19	4.25E+13	7.19E+12
5.19	4.30E+13	6.78E+12
4.19	4.66E+13	3.97E+12
3.19	5.06E+13	2.34E+12
2.19	5.45E+13	2.01E+12
1.19	5.60E+13	1.89E+12
0.19	5.70E+13	1.87E+12
-0.81	5.72E+13	1.93E+12
-1.81	5.78E+13	1.96E+12
-2.81	5.69E+13	2.02E+12
-3.81	5.63E+13	2.28E+12
-4.81	5.51E+13	3.11E+12
-5.81	5.30E+13	3.55E+12
-6.81	5.21E+13	3.72E+12
-7.81	5.12E+13	2.94E+12
-8.81	5.07E+13	2.31E+12
-9.81	4.80E+13	2.72E+12
-10.81	4.54E+13	5.04E+12
-11.81	4.12E+13	5.94E+12
-12.81	3.90E+13	5.58E+12
-13.81	3.83E+13	3.60E+12
-14.81	3.80E+13	1.99E+12
-15.81	3.59E+13	2.24E+12
-16.81	3.28E+13	3.92E+12
-17.81	2.66E+13	4.95E+12
-18.81	2.38E+13	4.93E+12
-19.81	2.07E+13	3.76E+12
CENTER LINE FLU. RATE	5.70E+13	1.87E+12
AVG. MAX. FLU. RATE	5.73E+13	6.71E+12
MAX. FLU. RATE/MW (AVG.)	NA	NA
K FACTOR	291.24	2223.50
RESONANCE CORRECTION	0.98	NA
C/L. BURNOUT CORRECTION	1.001	1.349
BACKGROUND (COUNTS/SEC.)	8.02	8.02
CHECK SOURCE (COUNTS/SEC.)		
01/10/17 08:35	3330.	3330.

ATR NEUTRON MONITOR RESULTS

CYCLE: 160A-ATF POSITION: I-24 MONITOR ID: ATF-33
 EFPD: 52.9 AVERAGE MW: NA DATE: 06/29/16 to 11/08/16

ELEVATION from core CL (inches)	"THERMAL" 2200 m/s CO (n/cm**2/sec)	"FAST" >1 MeV NI (n/cm**2/sec)
31.17	7.70E+11	1.09E+11
30.19	7.88E+11	1.50E+11
29.19	9.31E+11	1.63E+11
28.19	1.23E+12	1.90E+11
27.19	2.28E+12	2.40E+11
26.19	3.34E+12	2.67E+11
25.19	5.13E+12	4.02E+11
24.19	8.41E+12	4.92E+11
23.19	1.23E+13	6.48E+11
22.19	1.61E+13	8.18E+11
21.19	1.88E+13	1.10E+12
20.19	2.22E+13	1.93E+12
19.19	2.29E+13	4.17E+12
18.19	2.50E+13	4.89E+12
17.19	2.81E+13	4.63E+12
16.19	3.35E+13	2.50E+12
15.19	3.61E+13	1.95E+12
14.19	4.02E+13	2.79E+12
13.19	3.90E+13	4.49E+12
12.19	4.05E+13	4.88E+12
11.19	4.22E+13	4.72E+12
10.19	4.60E+13	2.82E+12
9.19	4.71E+13	2.34E+12
8.19	4.80E+13	3.08E+12
7.19	4.64E+13	6.15E+12
6.19	4.41E+13	7.80E+12
5.19	4.45E+13	7.16E+12
4.19	4.83E+13	4.66E+12
3.19	5.24E+13	2.60E+12
2.19	5.61E+13	2.16E+12
1.19	5.82E+13	2.14E+12
0.19	5.87E+13	2.01E+12
-0.81	5.96E+13	1.98E+12
-1.81	5.93E+13	2.04E+12
-2.81	5.69E+13	2.03E+12
-3.81	5.50E+13	2.42E+12
-4.81	5.33E+13	4.29E+12
-5.81	4.97E+13	5.99E+12
-6.81	4.83E+13	5.91E+12
-7.81	4.92E+13	5.03E+12
-8.81	5.05E+13	2.56E+12
-9.81	4.87E+13	2.77E+12
-10.81	4.60E+13	4.95E+12
-11.81	4.22E+13	6.26E+12
-12.81	3.96E+13	5.98E+12
-13.81	3.83E+13	4.88E+12
-14.81	3.86E+13	2.45E+12
-15.81	3.71E+13	1.96E+12
-16.81	3.40E+13	3.28E+12
-17.81	2.78E+13	4.93E+12
-18.81	2.48E+13	5.77E+12
-19.81	2.19E+13	4.49E+12
CENTER LINE FLU. RATE	5.87E+13	2.01E+12
AVG. MAX. FLU. RATE	5.92E+13	7.04E+12
MAX. FLU. RATE/MW (AVG.)	NA	NA
K FACTOR	282.34	2299.72
RESONANCE CORRECTION	0.98	NA
C/L. BURNOUT CORRECTION	1.001	1.360
BACKGROUND (COUNTS/SEC.)	7.92	7.92
CHECK SOURCE (COUNTS/SEC.)		
01/11/17 09:05	3323.	3323

Fast Neutron Fluence Rate (> 1 MeV)

Reactor: ATR

Cycle: 160A-ATF

Cycle Power: 5529.1 Mwd

Date: 06/29/16-11/08/16

Monitor No.: ATF-22

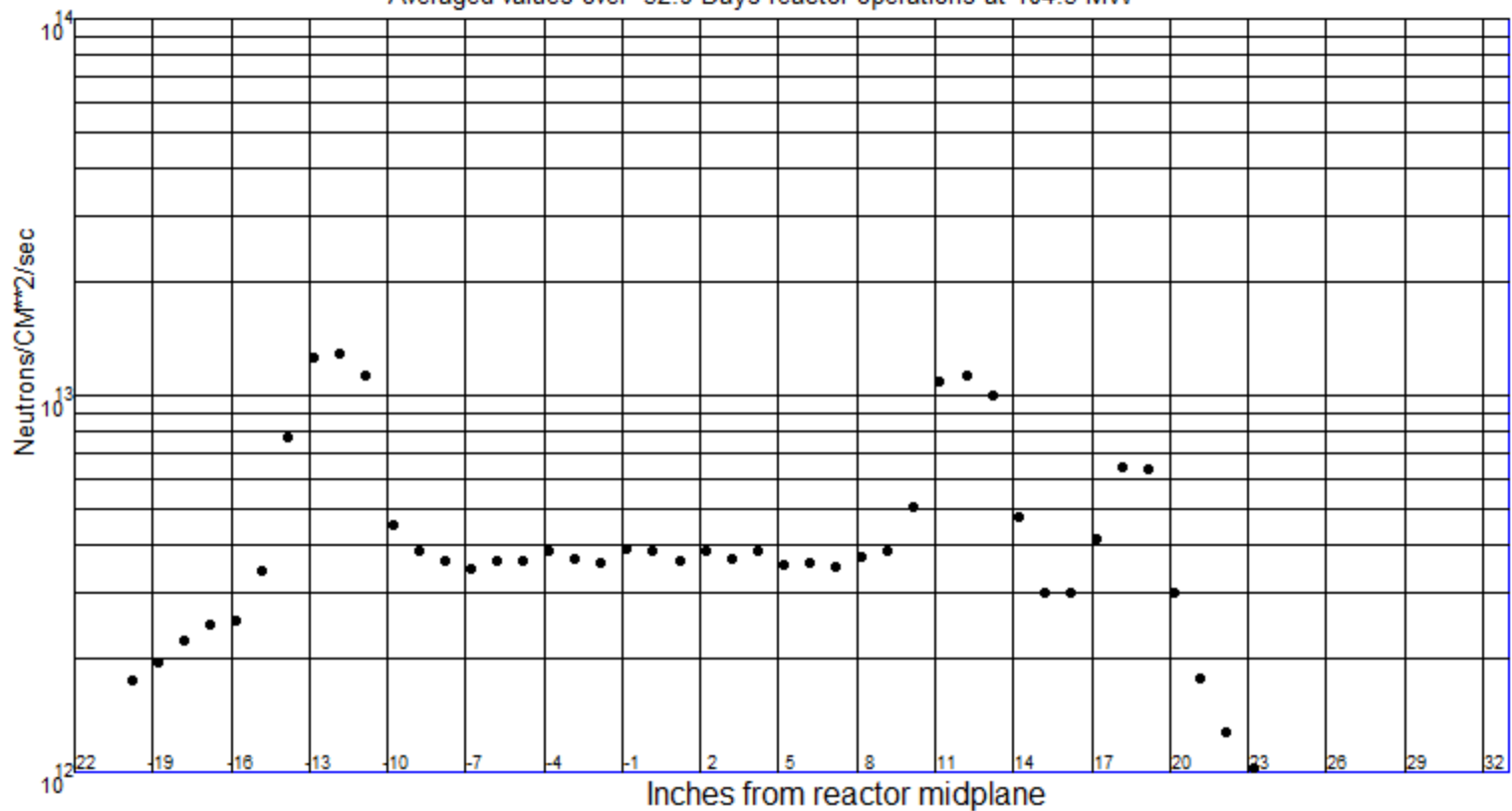
Position: I-21

Material: Nickel

Experiment: ATF-1-4

Average Maximum Fluence Rate: $1.23\text{E}+13$

Averaged values over 52.9 Days reactor operations at 104.5 MW



Thermal Neutron Fluence Rate (2200 M/S)

Reactor: ATR

Cycle: 160A-ATF

Cycle Power: 5529.1 Mwd

Date: 06/29/16-11/08/16

Monitor No.: ATF-22

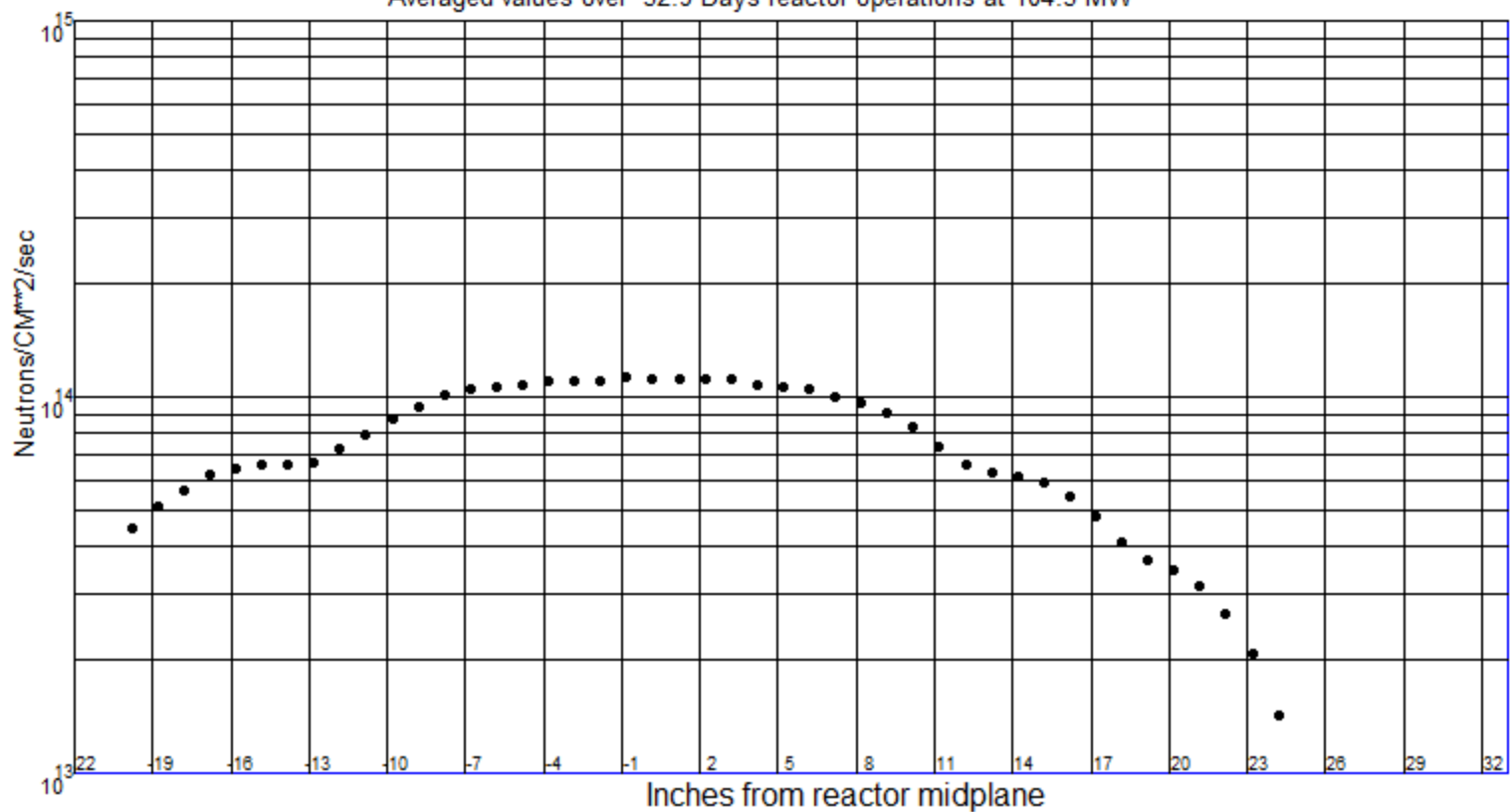
Position: I-21

Material: 0.4840 %CoAl

Experiment: ATF-1-4

Average Maximum Fluence Rate: $1.12\text{E}+14$

Averaged values over 52.9 Days reactor operations at 104.5 MW



Fast Neutron Fluence Rate (> 1 MeV)

Reactor: ATR

Cycle: 160A-ATF

Cycle Power: 5529.1 Mwd

Date: 06/29/16-11/08/16

Monitor No.: ATF-23

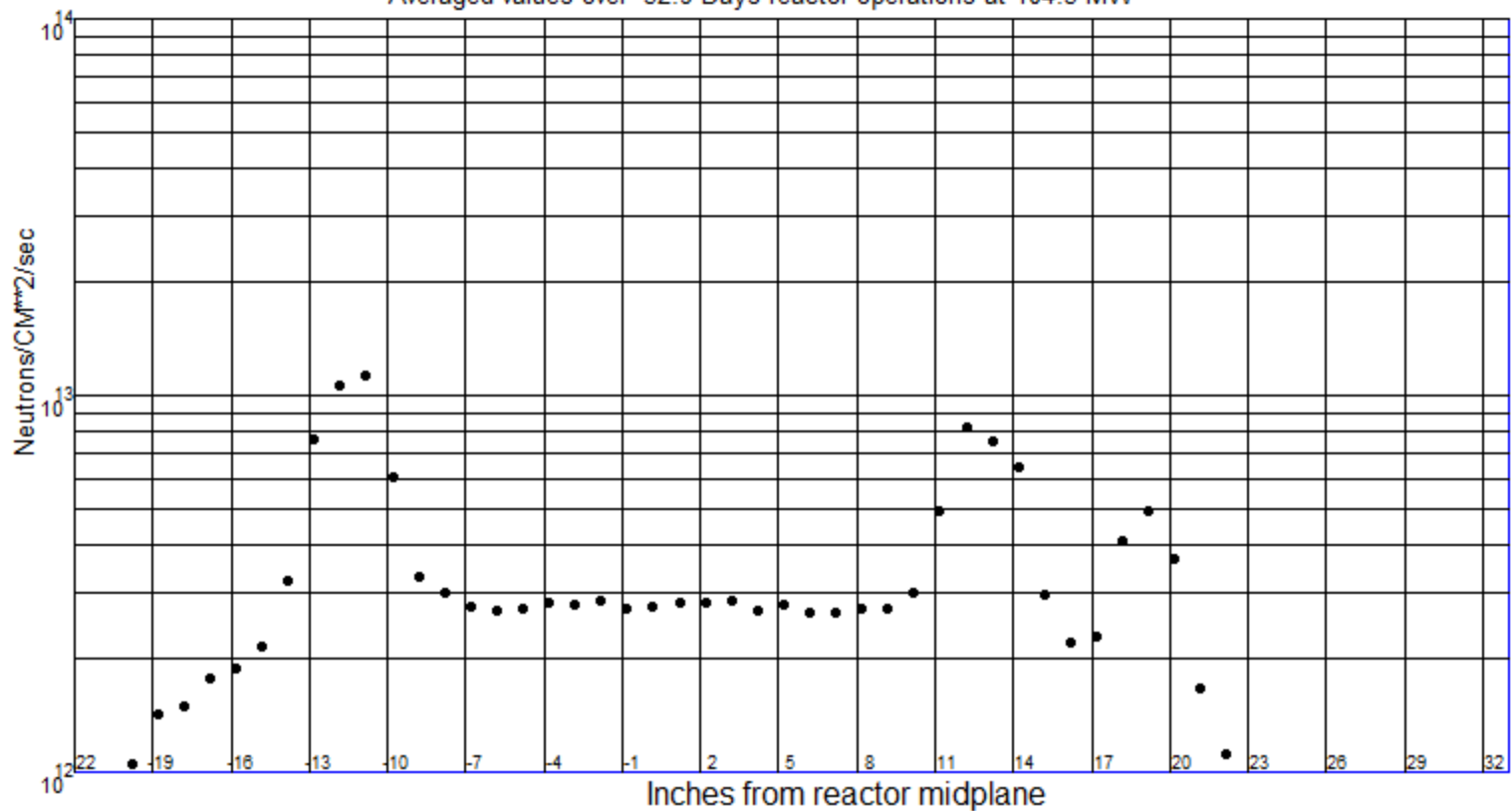
Position: I-21

Material: Nickel

Experiment: ATF-1-5

Average Maximum Fluence Rate: $9.89\text{E}+12$

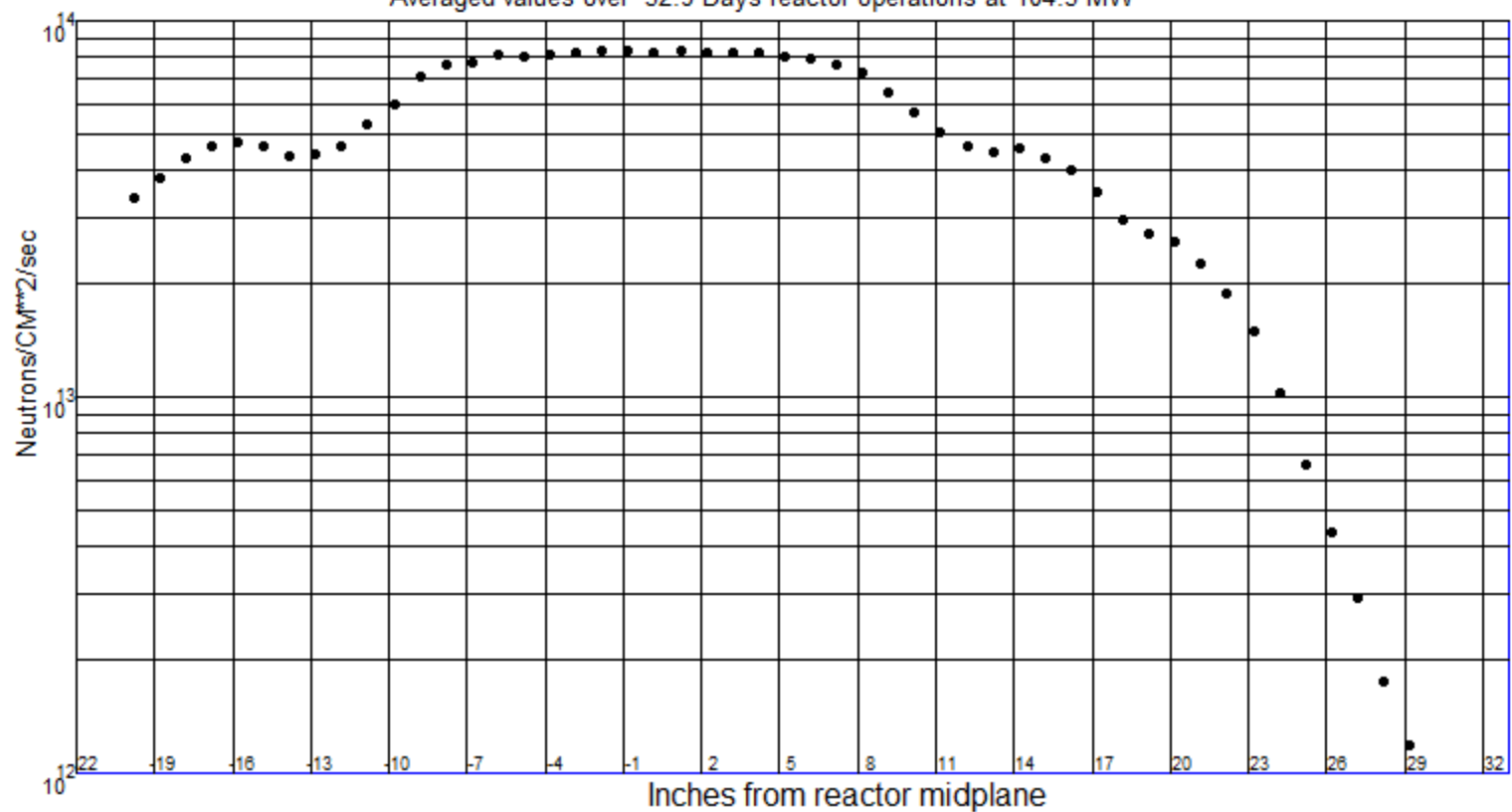
Averaged values over 52.9 Days reactor operations at 104.5 MW



Thermal Neutron Fluence Rate (2200 M/S)

Reactor: ATR	Cycle: 160A-ATF	Cycle Power: 5529.1 Mwd	Date: 06/29/16-11/08/16
Monitor No.: ATF-23	Position: I-21	Material: 0.4840 %CoAl	Experiment: ATF-1-5
Average Maximum Fluence Rate: 8.30E+13			

Averaged values over 52.9 Days reactor operations at 104.5 MW



Fast Neutron Fluence Rate (> 1 MeV)

Reactor: ATR

Cycle: 160A-ATF

Cycle Power: 5529.1 Mwd

Date: 06/29/16-11/08/16

Monitor No.: ATF-24

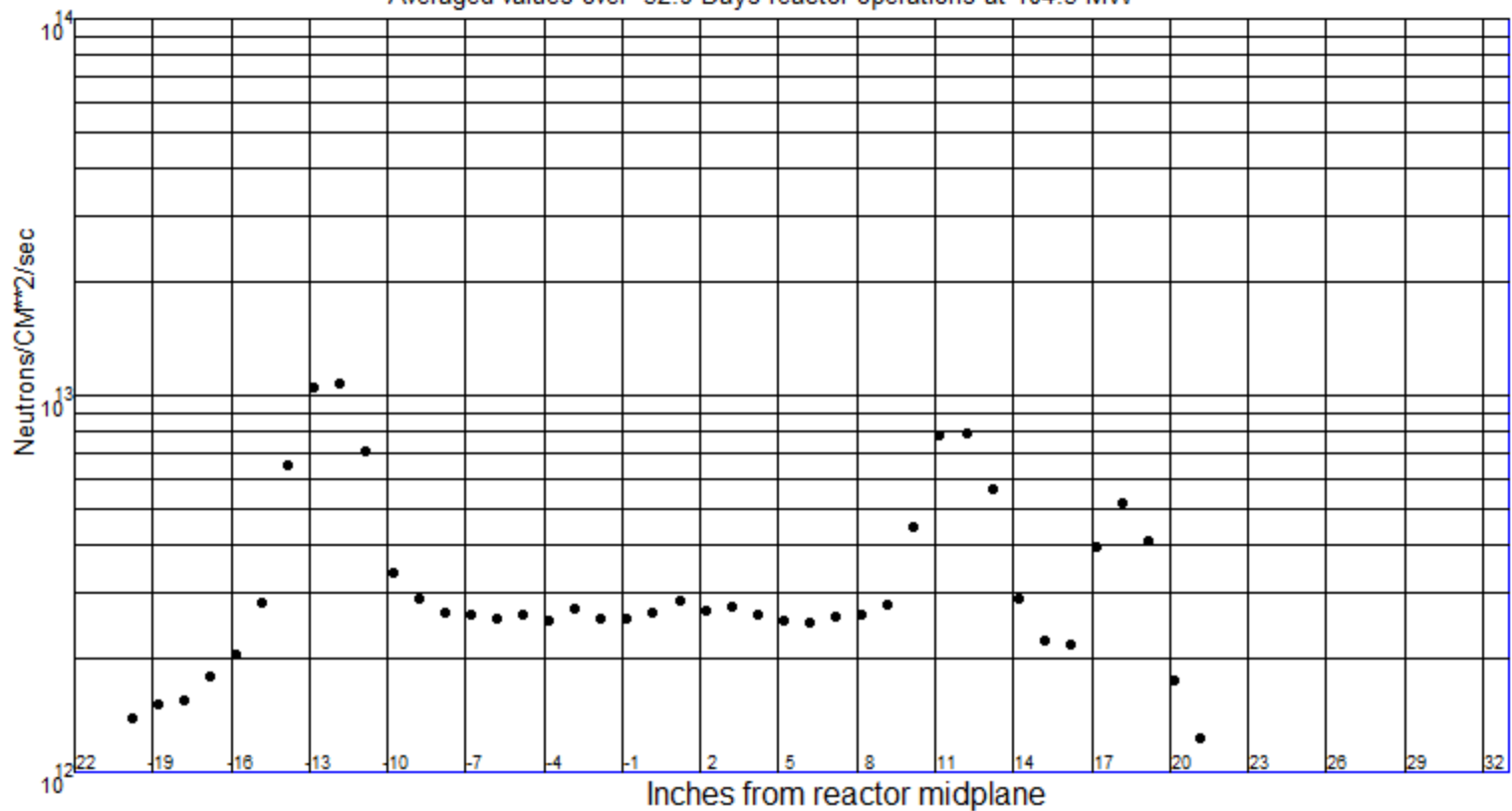
Position: I-21

Material: Nickel

Experiment: ATF-1-6

Average Maximum Fluence Rate: $9.44\text{E}+12$

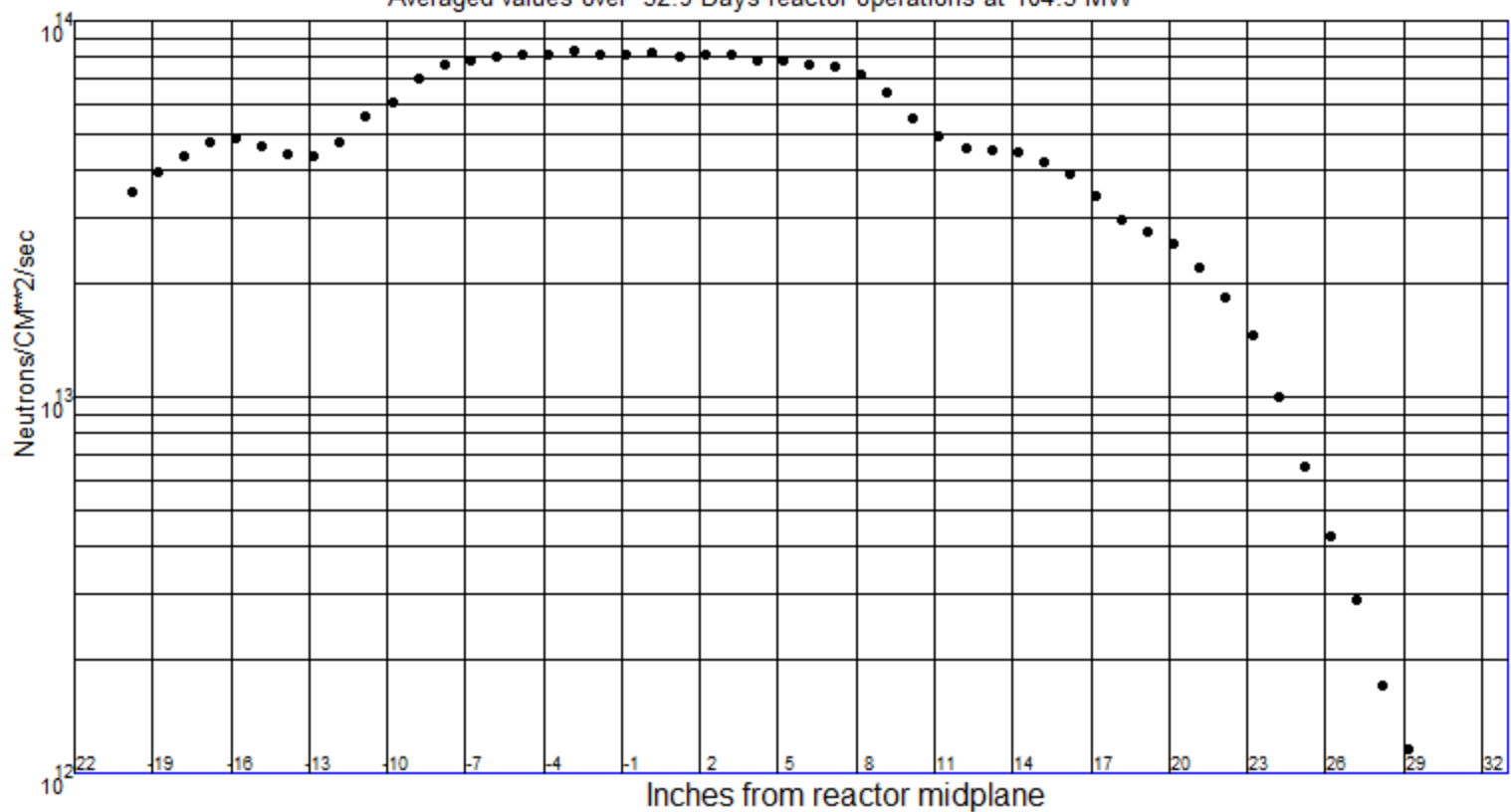
Averaged values over 52.9 Days reactor operations at 104.5 MW



Thermal Neutron Fluence Rate (2200 M/S)

Reactor: ATR	Cycle: 160A-ATF	Cycle Power: 5529.1 Mwd	Date: 06/29/16-11/08/16
Monitor No.: ATF-24	Position: I-21	Material: 0.4840 %CoAl	Experiment: ATF-1-6
Average Maximum Fluence Rate: 8.21E+13			

Averaged values over 52.9 Days reactor operations at 104.5 MW



Fast Neutron Fluence Rate (> 1 MeV)

Reactor: ATR

Cycle: 160A-ATF

Cycle Power: 5529.1 Mwd

Date: 06/29/16-11/08/16

Monitor No.: ATF-28

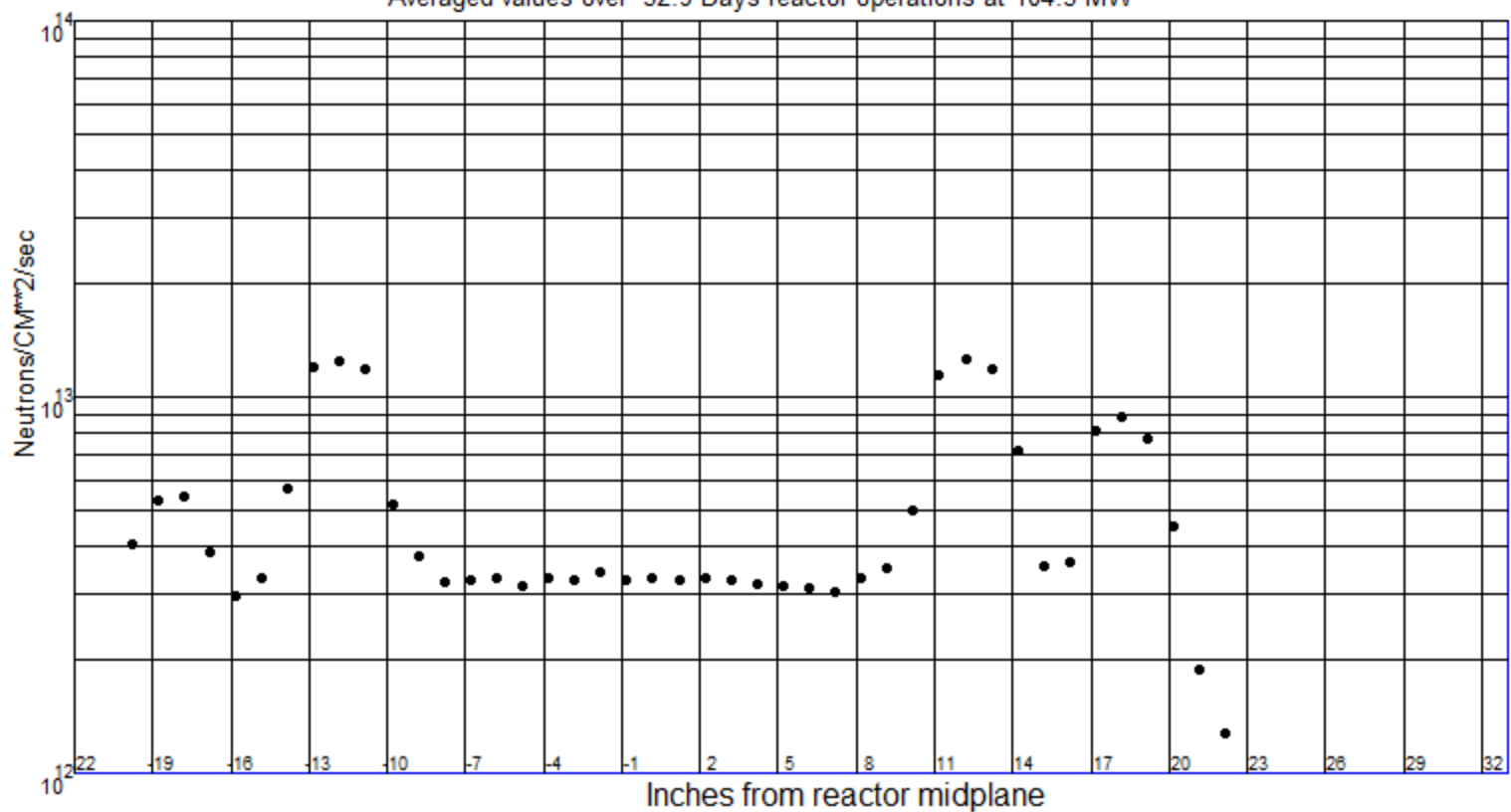
Position: I-23

Material: Nickel

Experiment: ATF-1-4

Average Maximum Fluence Rate: $1.21\text{E}+13$

Averaged values over 52.9 Days reactor operations at 104.5 MW



Thermal Neutron Fluence Rate (2200 M/S)

Reactor: ATR

Cycle: 160A-ATF

Cycle Power: 5529.1 Mwd

Date: 06/29/16-11/08/16

Monitor No.: ATF-28

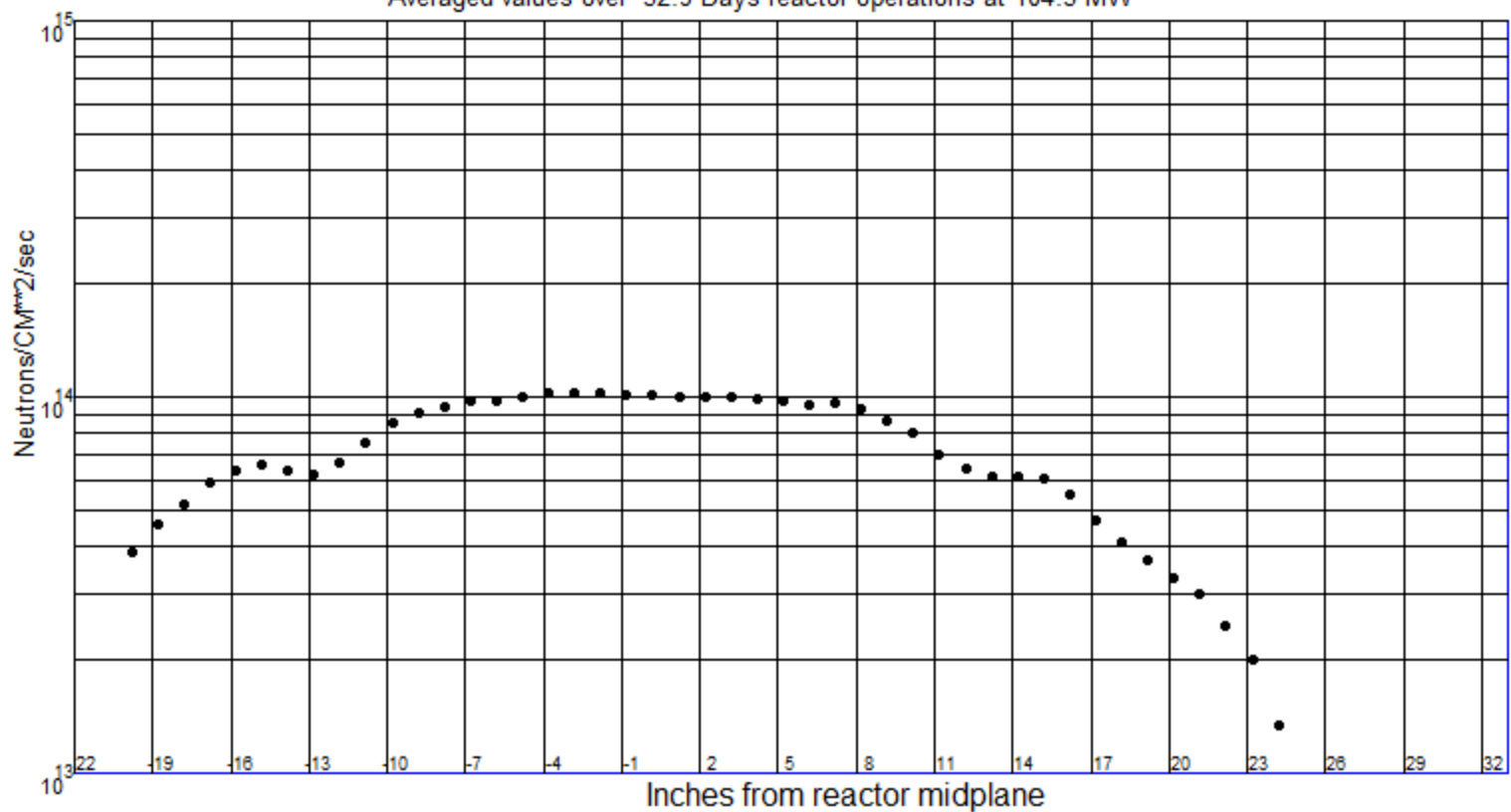
Position: I-23

Material: 0.4840 %CoAl

Experiment: ATF-1-4

Average Maximum Fluence Rate: $1.02\text{E}+14$

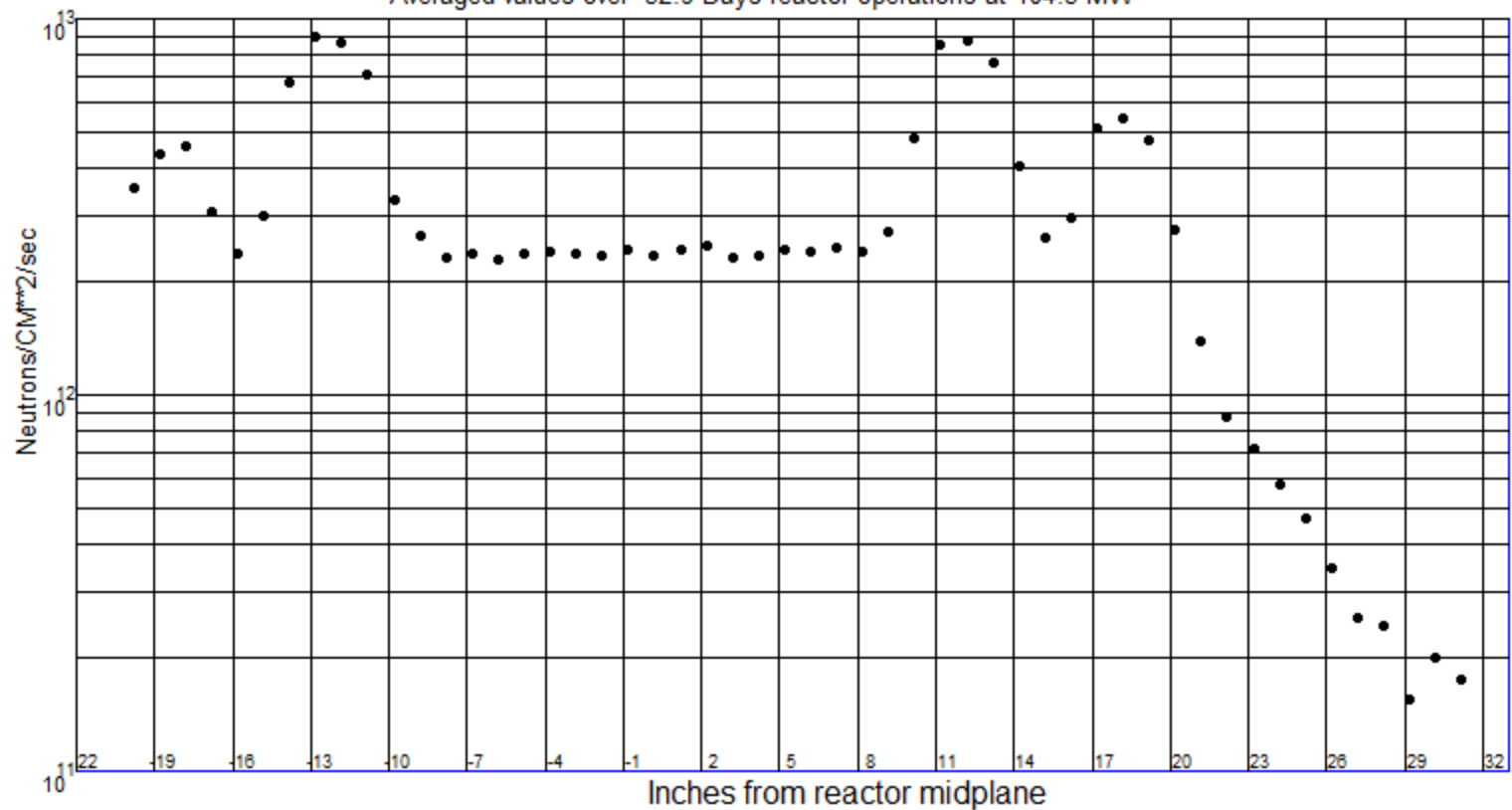
Averaged values over 52.9 Days reactor operations at 104.5 MW



Fast Neutron Fluence Rate (> 1 MeV)

Reactor: ATR	Cycle: 160A-ATF	Cycle Power: 5529.1 Mwd	Date: 06/29/16-11/08/16
Monitor No.: ATF-29	Position: I-23	Material: Nickel	Experiment: ATF-1-5
Average Maximum Fluence Rate: 8.30E+12			

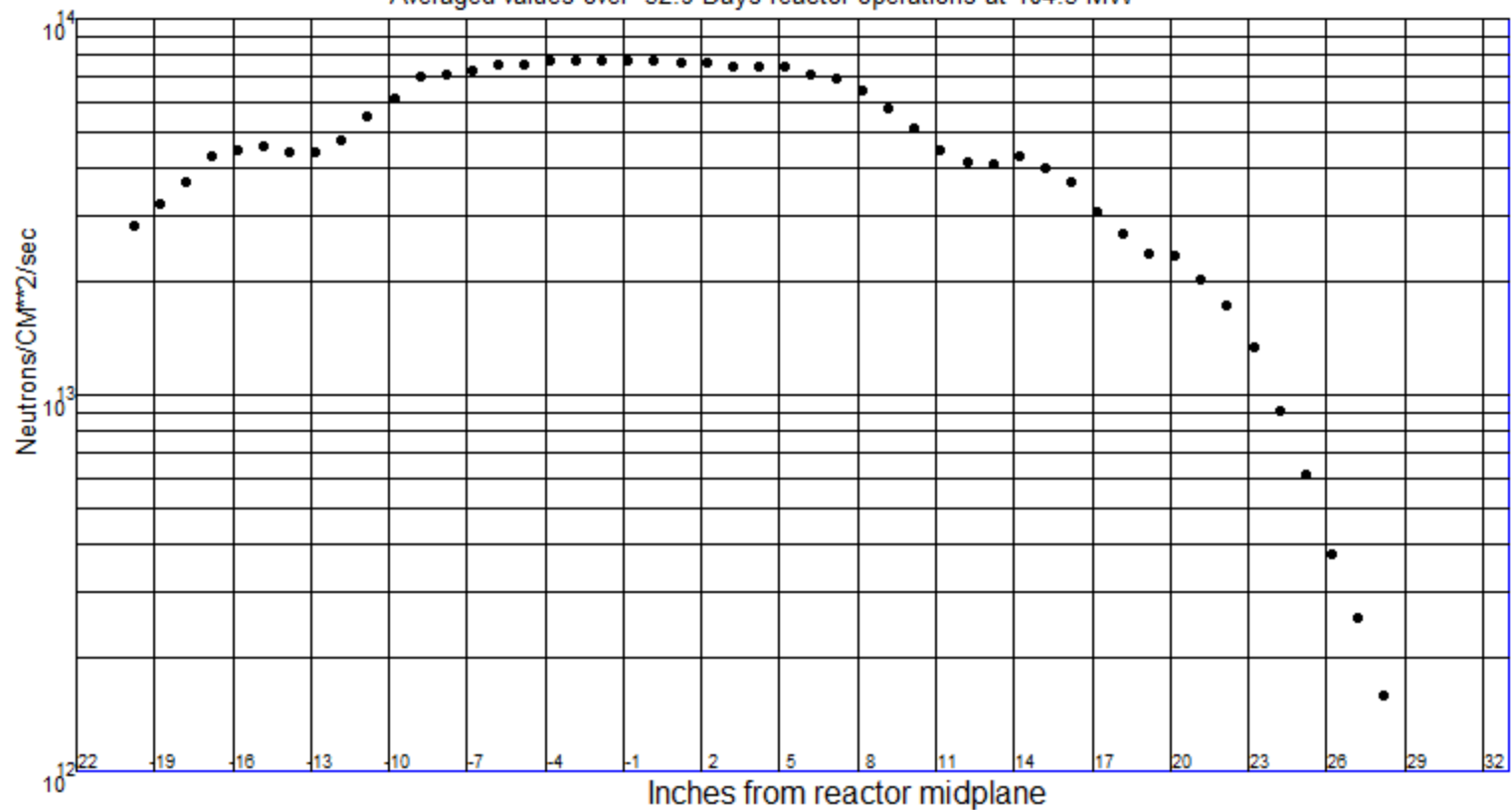
Averaged values over 52.9 Days reactor operations at 104.5 MW



Thermal Neutron Fluence Rate (2200 M/S)

Reactor: ATR	Cycle: 160A-ATF	Cycle Power: 5529.1 Mwd	Date: 06/29/16-11/08/16
Monitor No.: ATF-29	Position: I-23	Material: 0.4840 %CoAl	Experiment: ATF-1-5
Average Maximum Fluence Rate: 7.76E+13			

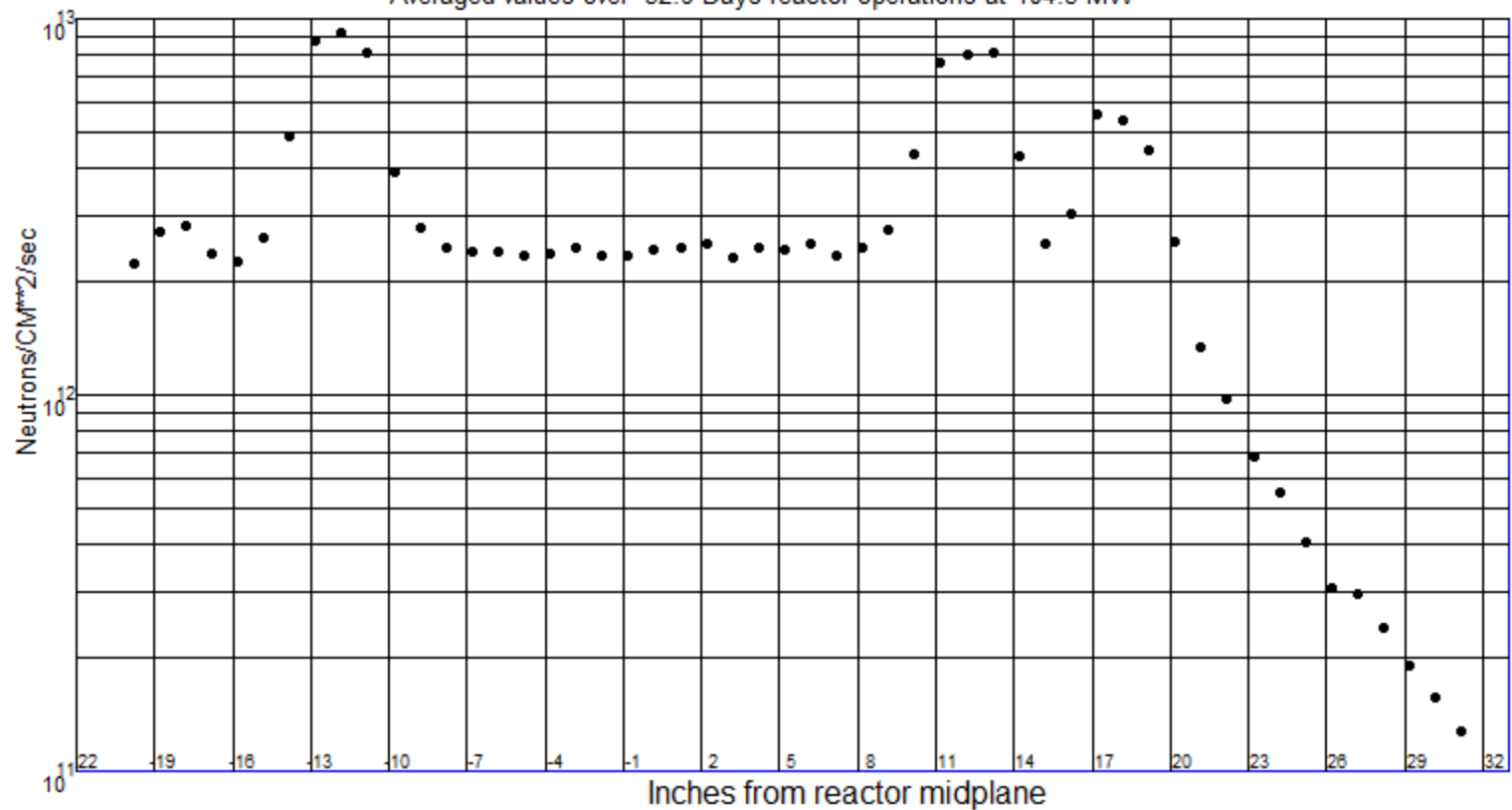
Averaged values over 52.9 Days reactor operations at 104.5 MW



Fast Neutron Fluence Rate (> 1 MeV)

Reactor: ATR	Cycle: 160A-ATF	Cycle Power: 5529.1 Mwd	Date: 06/29/16-11/08/16
Monitor No.: ATF-30	Position: I-23	Material: Nickel	Experiment: ATF-1-6
Average Maximum Fluence Rate: 8.68E+12			

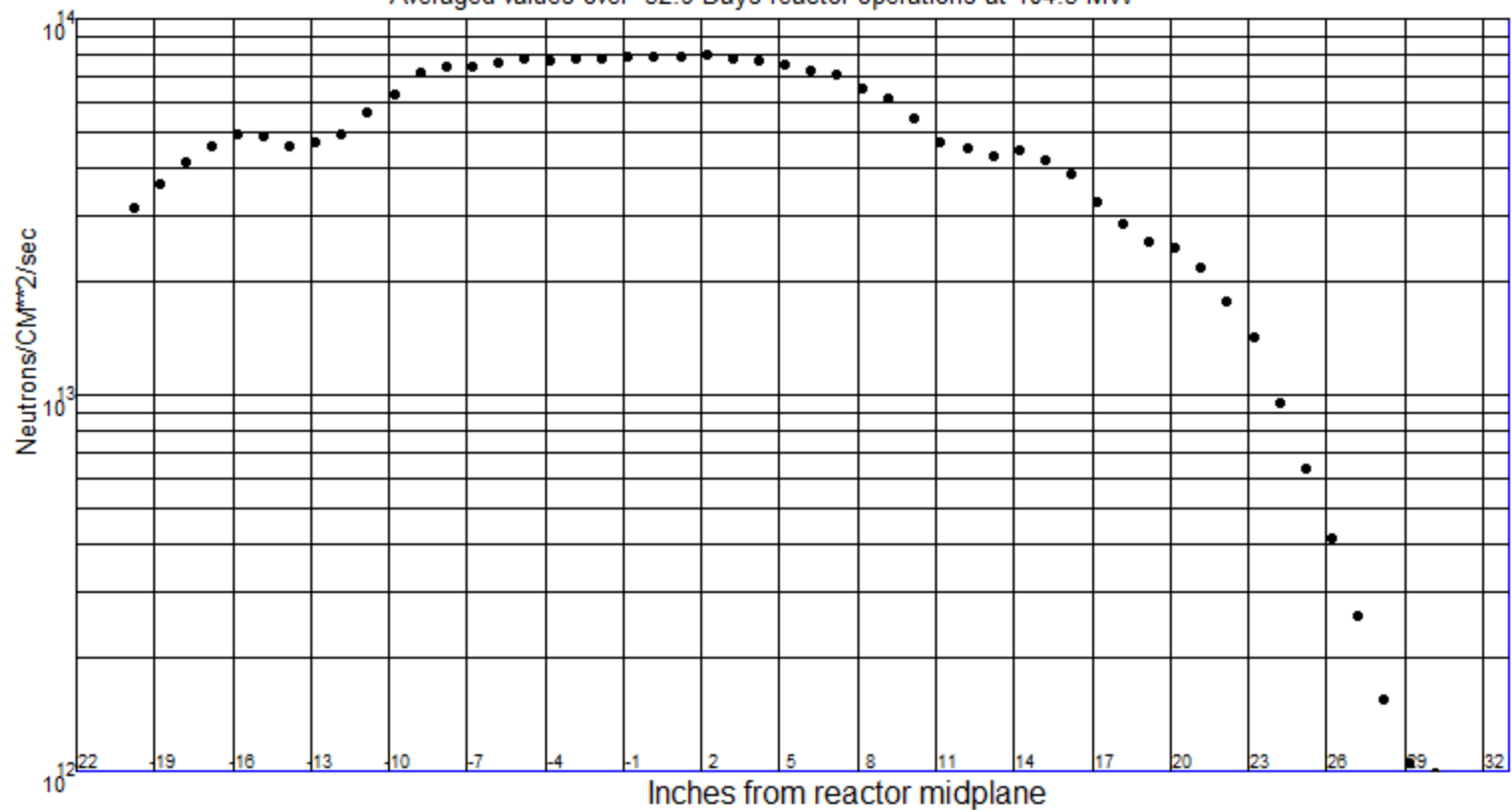
Averaged values over 52.9 Days reactor operations at 104.5 MW



Thermal Neutron Fluence Rate (2200 M/S)

Reactor: ATR	Cycle: 160A-ATF	Cycle Power: 5529.1 Mwd	Date: 06/29/16-11/08/16
Monitor No.: ATF-30	Position: I-23	Material: 0.4840 %CoAl	Experiment: ATF-1-6
Average Maximum Fluence Rate: 7.98E+13			

Averaged values over 52.9 Days reactor operations at 104.5 MW



Fast Neutron Fluence Rate (> 1 MeV)

Reactor: ATR

Cycle: 160A-ATF

Cycle Power: 5529.1 Mwd

Date: 06/29/16-11/08/16

Monitor No.: ATF-31

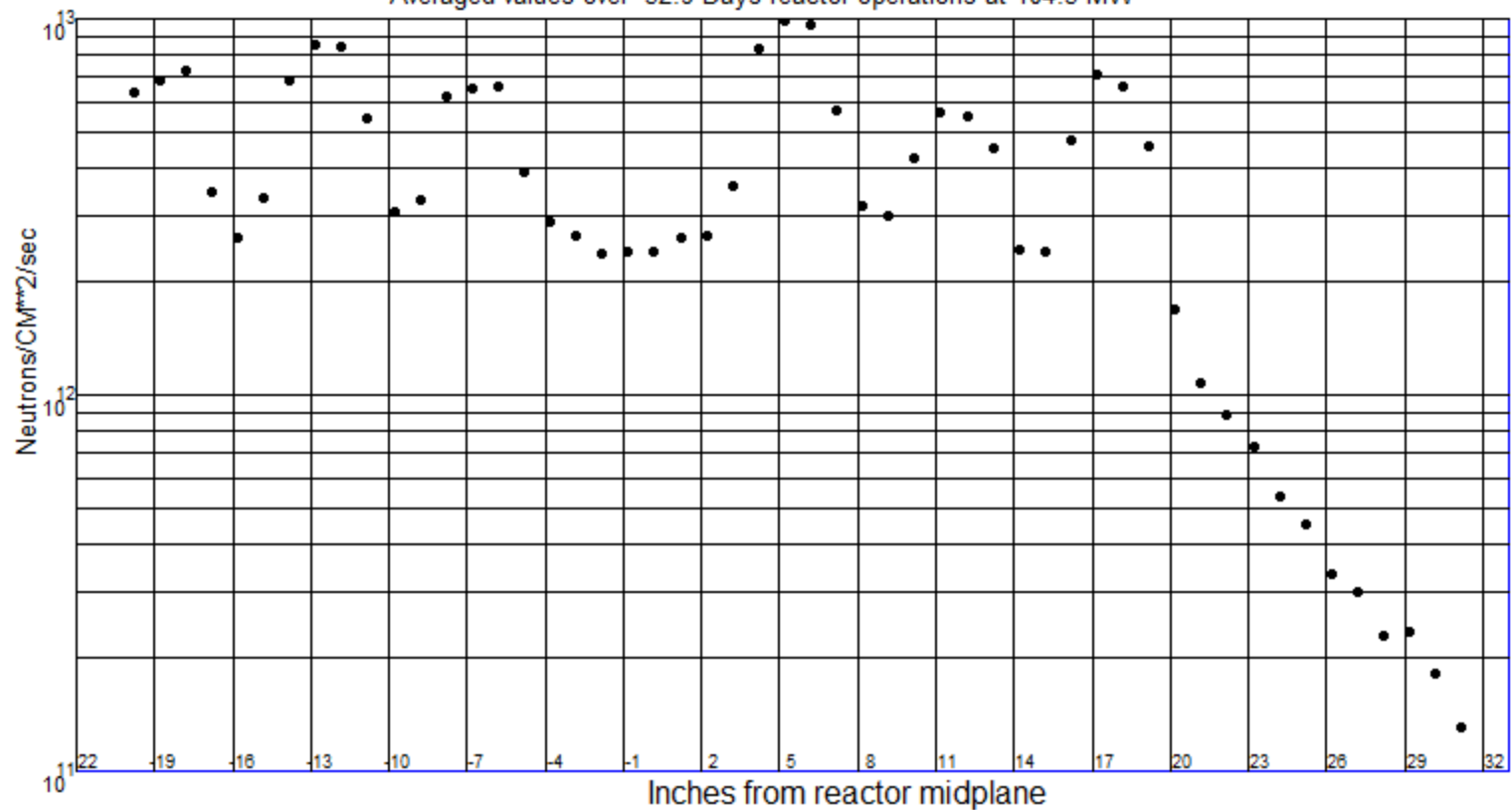
Position: I-24

Material: Nickel

Experiment: ATF-1-4

Average Maximum Fluence Rate: $9.29\text{E}+12$

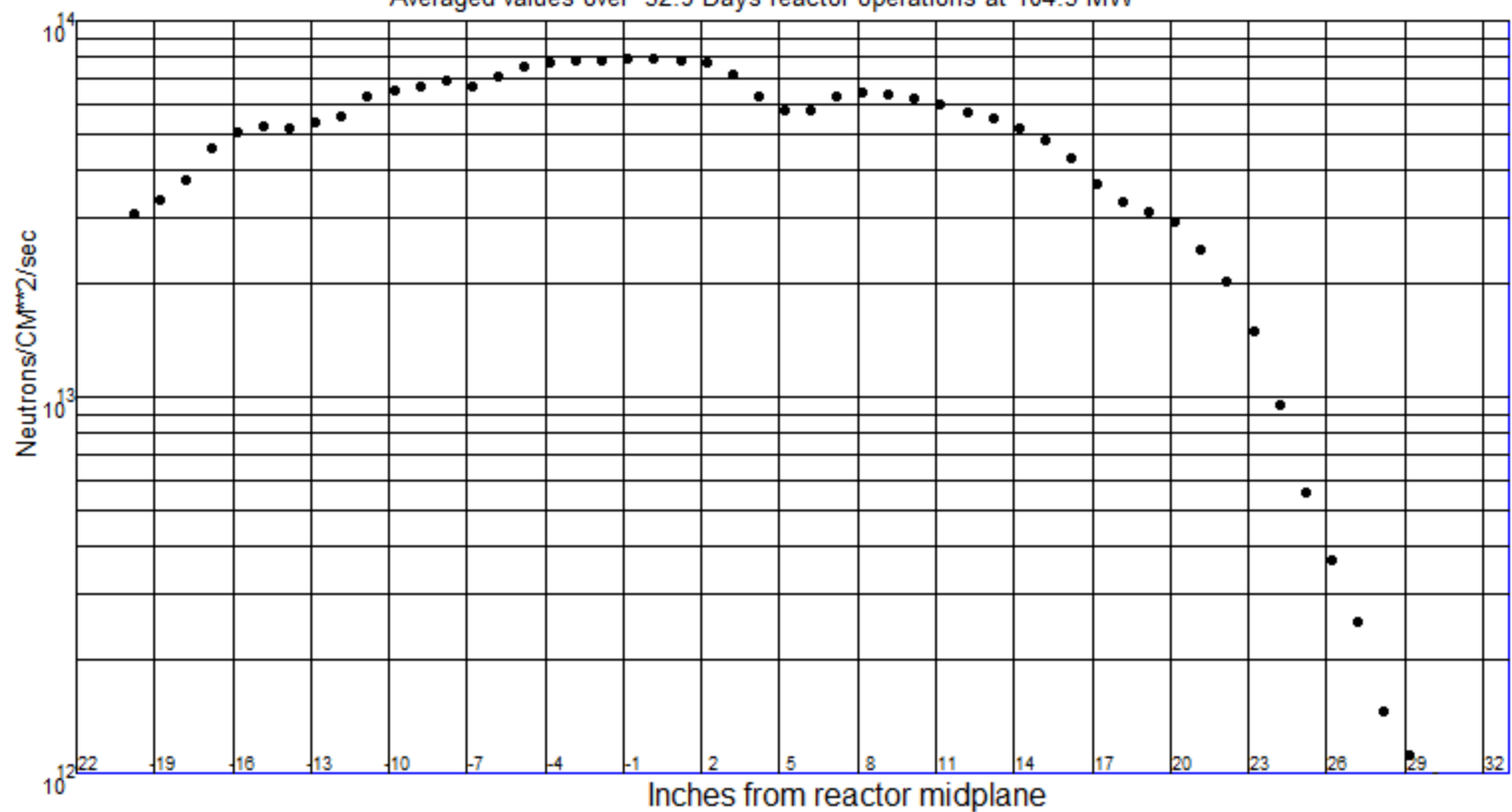
Averaged values over 52.9 Days reactor operations at 104.5 MW



Thermal Neutron Fluence Rate (2200 M/S)

Reactor: ATR	Cycle: 160A-ATF	Cycle Power: 5529.1 Mwd	Date: 06/29/16-11/08/16
Monitor No.: ATF-31	Position: I-24	Material: 0.4840 %CoAl	Experiment: ATF-1-4
Average Maximum Fluence Rate: 7.92E+13			

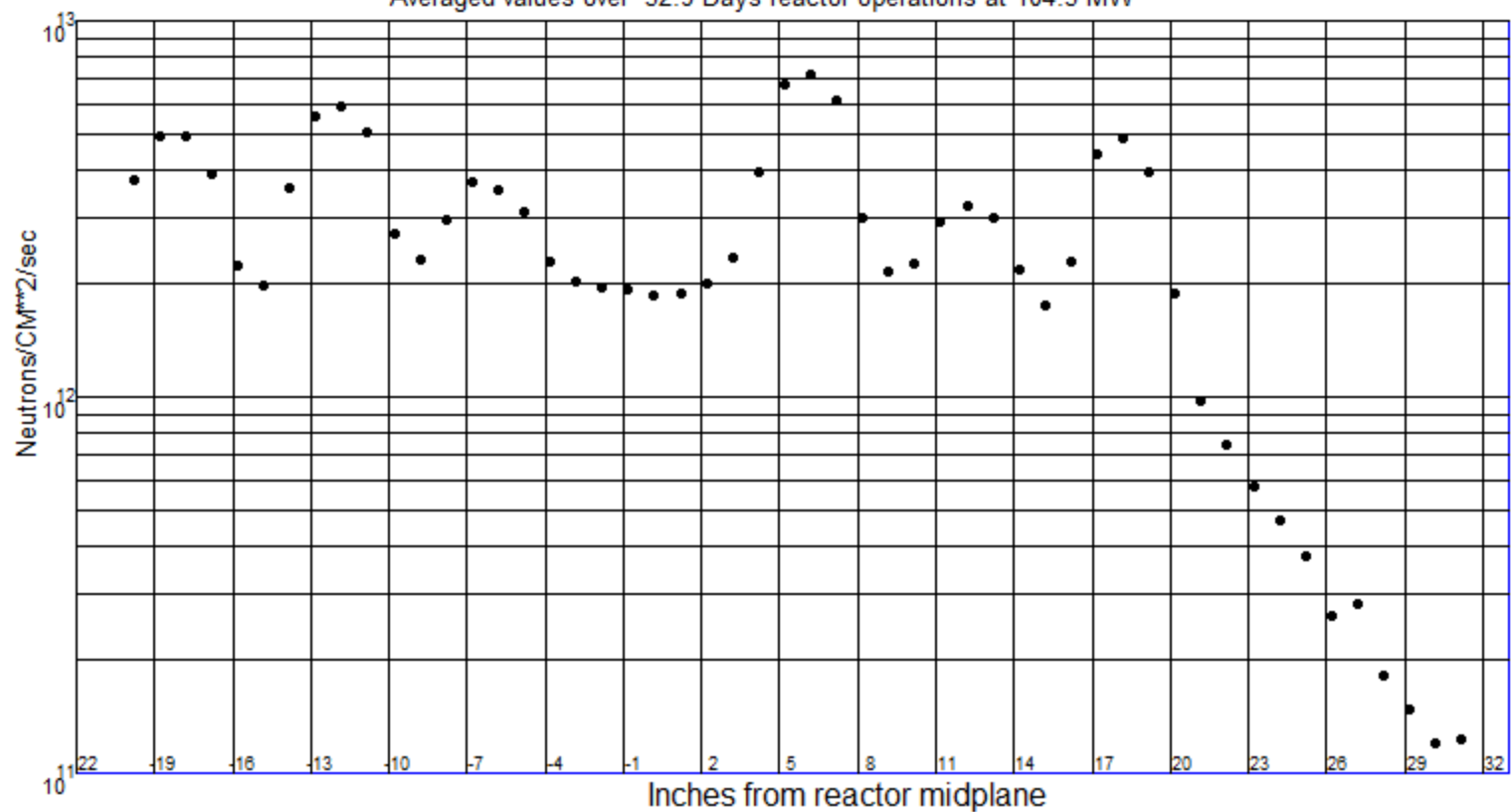
Averaged values over 52.9 Days reactor operations at 104.5 MW



Fast Neutron Fluence Rate (> 1 MeV)

Reactor: ATR	Cycle: 160A-ATF	Cycle Power: 5529.1 Mwd	Date: 06/29/16-11/08/16
Monitor No.: ATF-32	Position: I-24	Material: Nickel	Experiment: ATF-1-5
Average Maximum Fluence Rate: 6.71E+12			

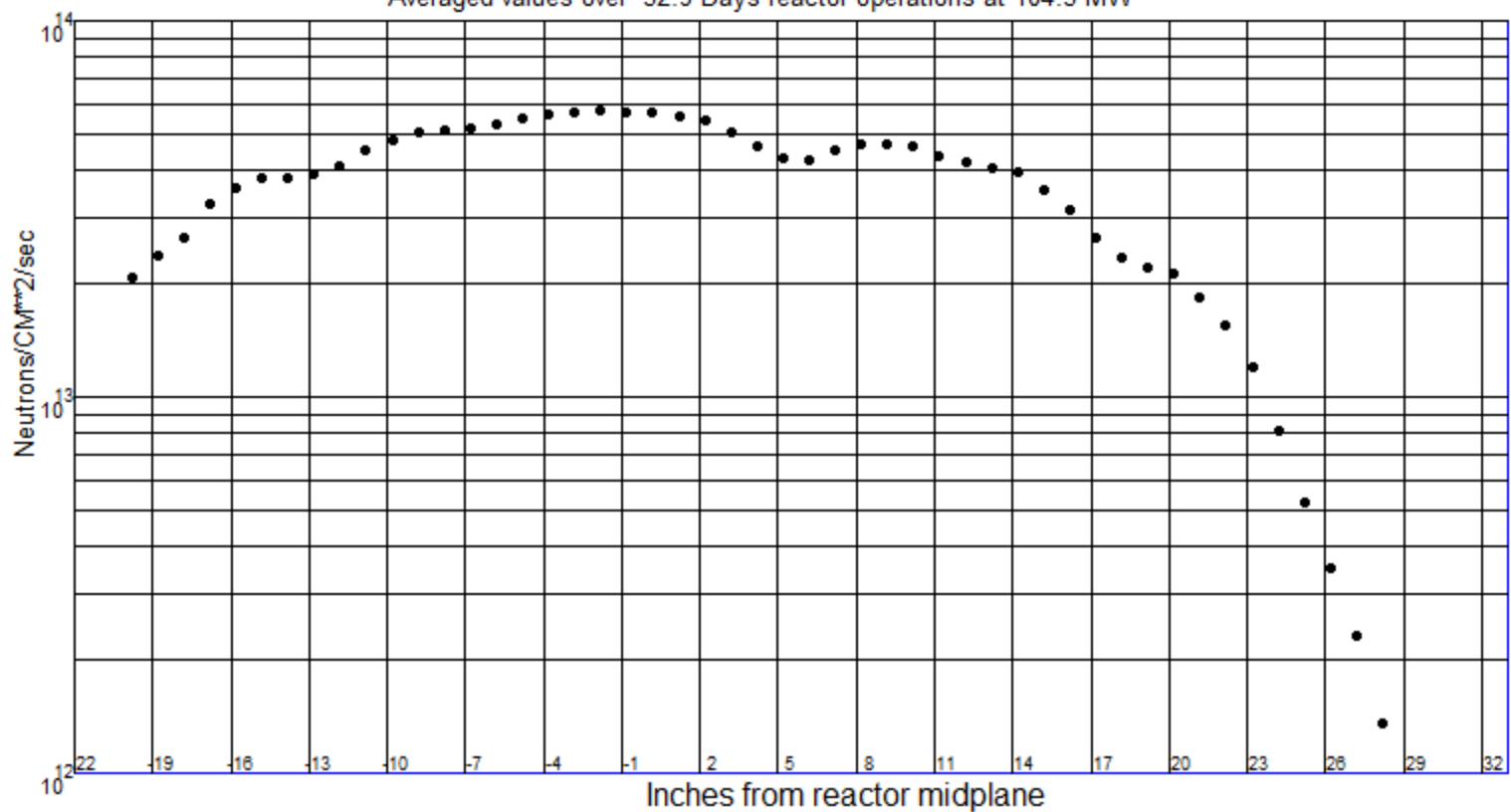
Averaged values over 52.9 Days reactor operations at 104.5 MW



Thermal Neutron Fluence Rate (2200 M/S)

Reactor: ATR	Cycle: 160A-ATF	Cycle Power: 5529.1 Mwd	Date: 06/29/16-11/08/16
Monitor No.: ATF-32	Position: I-24	Material: 0.4840 %CoAl	Experiment: ATF-1-5
Average Maximum Fluence Rate: 5.73E+13			

Averaged values over 52.9 Days reactor operations at 104.5 MW



Fast Neutron Fluence Rate (> 1 MeV)

Reactor: ATR

Cycle: 160A-ATF

Cycle Power: 5529.1 Mwd

Date: 06/29/16-11/08/16

Monitor No.: ATF-33

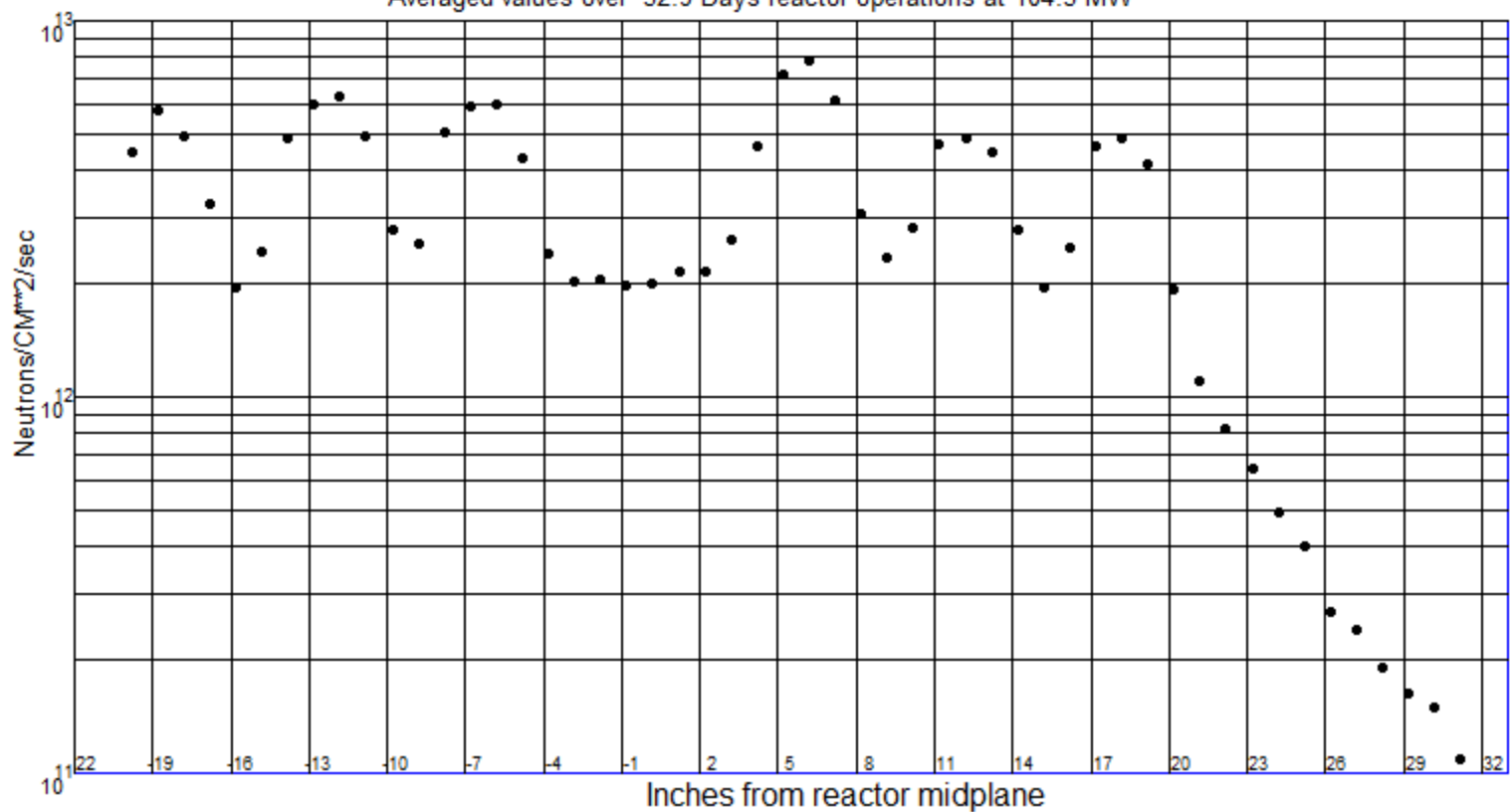
Position: I-24

Material: Nickel

Experiment: ATF-1-6

Average Maximum Fluence Rate: $7.04E+12$

Averaged values over 52.9 Days reactor operations at 104.5 MW



Thermal Neutron Fluence Rate (2200 M/S)

Reactor: ATR

Cycle: 160A-ATF

Cycle Power: 5529.1 Mwd

Date: 06/29/16-11/08/16

Monitor No.: ATF-33

Position: I-24

Material: 0.4840 %CoAl

Experiment: ATF-1-6

Average Maximum Fluence Rate: $5.92E+13$

Averaged values over 52.9 Days reactor operations at 104.5 MW

